

## NATIXIS FUNDS

*Supplement dated June 28, 2019 to the Natixis Funds Prospectus and Summary Prospectuses, each dated February 1, 2019, as may be revised or supplemented from time to time, for the following funds:*

### LOOMIS SAYLES CORE PLUS BOND FUND

*The biographical information for Richard G. Raczkowski in the subsection “Meet the Funds’ Portfolio Managers” under the section “Management Team” in the Prospectus is amended to include the following:*

Richard G. Raczkowski is an Executive Vice President and a member of the Board of Directors of Loomis, Sayles & Company, L.P.

### LOOMIS SAYLES GROWTH FUND (the “Fund”)

*The text of the last footnote to the “Annual Fund Operating Expenses” table in the “Fund Fees & Expenses” sub-section of the Fund Summary section of the Fund’s prospectus is hereby amended and restated as follows:*

Natixis Advisors, L.P. has given a binding contractual undertaking to the Fund to reimburse any and all transfer agency expenses attributable to accounts admitted to Class N shares via a prospectus provision that allows Natixis Distribution, L.P., at its sole discretion, to waive the investment minimum for accounts as to which the relevant financial intermediary has provided assurances, in writing, that the accounts will be held in omnibus fashion beginning no more than two years following the establishment date of such accounts in Class N shares. This undertaking is in effect through June 30, 2021 and may be terminated before then only with the consent of the Fund’s Board of Trustees.

*The biographical information for Aziz V. Hamzaogullari in the subsection “Meet the Funds’ Portfolio Managers” under the section “Management Team” in the Prospectus is amended to include the following:*

Aziz V. Hamzaogullari is an Executive Vice President and a member of the Board of Directors of Loomis, Sayles & Company, L.P.

### LOOMIS SAYLES STRATEGIC INCOME FUND

*The biographical information for Matthew J. Eagan, in the subsection “Meet the Funds’ Portfolio Managers” under the section “Management Team” in the Prospectus is amended to include the following:*

Matthew J. Eagan is an Executive Vice President and a member of the Board of Directors of Loomis, Sayles & Company, L.P.

<b>Loomis Sayles Core Plus Bond Fund</b>	<b>Loomis Sayles Intermediate Duration Bond Fund</b>
<b>Loomis Sayles Global Allocation Fund</b>	<b>Loomis Sayles Limited Term Government and Agency Fund</b>
<b>Loomis Sayles Growth Fund</b>	<b>Loomis Sayles Strategic Income Fund</b>

(each a “Fund”)

*Effective July 1, 2019, the following is added to the Prospectus as “APPENDIX B – Financial Intermediary Specific Commissions & Investment Minimum Waivers”:*

## **APPENDIX B – Financial Intermediary Specific Commissions & Investment Minimum Waivers**

### **UBS Financial Services, Inc. (“UBS-FS”)**

Pursuant to an agreement with the Funds, Class Y shares may be available on certain brokerage platforms at UBS-FS. For such platforms, UBS-FS may charge commissions on brokerage transactions in each Fund’s Class Y shares. A shareholder should contact UBS-FS for information about the commissions charged by UBS-FS for such transactions. Shares of each Fund are available in other share classes that have different fees and expenses.

The initial and subsequent investment minimums for Class Y shares are waived for transactions through such brokerage platforms at UBS-FS.

## LOOMIS SAYLES LIMITED TERM GOVERNMENT AND AGENCY FUND

*Supplement dated June 19, 2019 to the Prospectus of the Loomis Sayles Limited Term Government and Agency Fund, dated February 1, 2019, as may be revised or supplemented from time to time.*

***Effective immediately, the fifth paragraph under the sub-heading “Principal Investment Strategies” within the “Investments, Risks and Performance” section in the Fund’s Prospectus is hereby amended and restated as follows:***

In connection with its principal investment strategies, the Fund may also invest in investment grade corporate notes and bonds, collateralized loan obligations, zero-coupon bonds, securities issued pursuant to Rule 144A under the Securities Act of 1933 (“Rule 144A securities”), asset-backed securities and mortgage-related securities including mortgage dollar rolls, and when-issued securities, delayed delivery securities and/or forward commitment securities. Except as provided above or as required by applicable law, the Fund is not limited in the percentage of its assets that it may invest in these instruments.

***Effective immediately, the following risks are added under the sub-heading “Principal Investment Risks” within the “Investment, Risks and Performance” section in the Fund’s Prospectus:***

**Portfolio Turnover Rate Risk.** The Fund may engage in active and frequent trading of portfolio securities to pursue its principal investment strategy. A high rate of portfolio turnover may involve correspondingly greater expenses, which must be borne by the Fund and its shareholders, and also may result in short-term capital gains or losses to shareholders.

**When-Issued, Delayed Delivery and Forward Commitment Securities Risk.** Securities purchased on a forward commitment or when-issued or delayed delivery basis are subject to changes in value, generally changing in the same way (i.e., appreciating when interest rates decline and depreciating when interest rates rise), based upon the public's perception of the creditworthiness of the issuer and changes, real or anticipated, in the level of interest rates. Securities so purchased may expose the Fund to risks because they may experience such fluctuations prior to their actual delivery. Purchasing securities on a when-issued or delayed delivery basis can involve the additional risk that the yield available in the market when the delivery takes place actually may be higher than that obtained in the transaction itself. Purchasing securities on a forward commitment or when-issued or delayed delivery basis when an adviser is fully or almost fully invested may result in greater potential fluctuation in the value of a Fund’s net assets. This may also occur when the Fund seeks to remain fully invested during the period after purchase but before settlement. In addition, there is a risk that securities purchased on a when-issued or delayed delivery basis may not be delivered and that the purchaser of securities sold by the Fund on a forward commitment basis will not honor its purchase obligation. In such cases, the Fund may incur a loss.

## LOOMIS SAYLES GROWTH FUND

*Supplement dated April 1, 2019 to the Prospectus of Loomis Sayles Growth Fund (the "Fund"), dated February 1, 2019, as may be revised or supplemented from time to time.*

***Effective immediately, the information in the first two paragraphs under the sub-section "Purchase and Sale of Fund Shares" in the "Fund Summary" section is hereby replaced with the following:***

In the best interest of current shareholders and in order to preserve the investment team's ability to efficiently manage future cash flow, Loomis Sayles Growth Fund is currently closed to new investors. Shares of the Fund are available for purchase only by defined contribution and defined benefit plans, by existing shareholders and by clients of registered investment advisers and registered representatives trading through intermediaries where the Fund is already available.

***Effective immediately, the information in the fifth paragraph under the sub-section "How to Purchase Shares" in the "Fund Services" section is hereby replaced with the following:***

In the best interest of current shareholders and in order to preserve the investment team's ability to efficiently manage future cash flow, Loomis Sayles Growth Fund is currently closed to new investors. Shares of the Fund are available for purchase only by defined contribution and defined benefit plans, by existing shareholders and by clients of registered investment advisers and registered representatives trading through intermediaries where the Fund is already available.

## NATIXIS FUNDS

*Supplement dated March 29, 2019 to the Natixis Funds Prospectus, dated February 1, 2019, as may be revised or supplemented from time to time, for the following funds.*

<b>Loomis Sayles Core Plus Bond Fund</b>	<b>Loomis Sayles Intermediate Duration Bond Fund</b>
<b>Loomis Sayles Global Allocation Fund</b>	<b>Loomis Sayles Investment Grade Bond Fund</b>
<b>Loomis Sayles Growth Fund</b>	<b>Loomis Sayles Limited Term Government and Agency Fund</b>
<b>Loomis Sayles High Income Fund</b>	<b>Loomis Sayles Strategic Income Fund</b>

*Effective immediately, the fifth bullet under the heading “Class C Shares” in the subsection entitled “Choosing a Share Class” within the section entitled “Investing in the Funds” in the prospectus is amended and restated as follows:*

- Effective June 1, 2018, except as noted below, Class C shares will automatically convert to Class A shares after 10 years. Please see the section “Exchanging or Converting Shares” for details regarding a conversion of shares. Generally, to be eligible to have your Class C shares automatically converted to Class A shares, the Fund or the financial intermediary through which you purchased your shares will need to have records verifying that your Class C shares have been held for 10 years. Due to operational limitations at your financial intermediary, your ability to have your Class C shares automatically converted to Class A shares may be limited. Group retirement plans of certain financial intermediaries who hold Class C shares with the Fund in an omnibus account do not track participant level aging of shares and therefore these shares will not be eligible for an automatic conversion. Certain intermediaries may convert your Class C shares to Class A shares in accordance with a conversion schedule that may differ from the one described above. Please consult your financial representative for more information.

*Effective immediately, the second paragraph within the section entitled “Exchanging or Converting Shares” in the prospectus is amended and restated as follows:*

In certain circumstances, you may convert shares of your Fund from your current share class into another share class in the same Fund. A conversion is subject to the eligibility requirements of the share class of your Fund that you are converting into including investment minimum requirements. The conversion from one class of shares to another will be based on the respective NAVs of the separate share classes on the trade date for the conversion. Except as noted below, Class C shares will automatically convert to Class A shares after 10 years. Generally, to be eligible to have your Class C shares automatically converted to Class A shares, the Fund or the financial intermediary through which you purchased your shares will need to have records verifying that your Class C shares have been held for 10 years. Due to operational limitations at your financial intermediary, your ability to have your Class C shares automatically converted to Class A shares may be limited. Group retirement plans of certain financial intermediaries who hold Class C shares with the Fund in an omnibus account do not track participant level aging of shares and therefore these shares will not be eligible for an automatic conversion. Certain intermediaries may convert your Class C shares to Class A shares in accordance with a conversion schedule that may differ from the one described above. Please consult your financial representative for more information.

## NATIXIS FUNDS

*Supplement dated February 28, 2019 to the Natixis Funds Prospectuses, dated February 1, 2019, April 1, 2018, May 1, 2018 and December 28, 2018 as may be revised or supplemented from time to time, for the following funds:*

<b>AEW Real Estate Fund</b>	<b>Loomis Sayles Senior Floating Rate and Fixed Income Fund</b>
<b>ASG Dynamic Allocation Fund</b>	<b>Loomis Sayles Multi-Asset Income Fund</b>
<b>ASG Global Alternatives Fund</b>	<b>Loomis Sayles Strategic Alpha Fund</b>
<b>ASG Managed Futures Strategy Fund</b>	<b>Loomis Sayles Strategic Income Fund</b>
<b>ASG Tactical U.S. Market Fund</b>	<b>McDonnell Intermediate Municipal Bond Fund</b>
<b>Gateway Equity Call Premium Fund</b>	<b>Mirova Global Green Bond Fund</b>
<b>Gateway Fund</b>	<b>Mirova Global Sustainable Equity Fund</b>
<b>Loomis Sayles Core Plus Bond Fund</b>	<b>Mirova International Sustainable Equity Fund</b>
<b>Loomis Sayles Global Allocation Fund</b>	<b>Natixis Oakmark Fund</b>
<b>Loomis Sayles Global Growth Fund</b>	<b>Natixis Oakmark International Fund</b>
<b>Loomis Sayles Growth Fund</b>	<b>Natixis U.S. Equity Opportunities Fund</b>
<b>Loomis Sayles High Income Fund</b>	<b>Vaughan Nelson Select Fund</b>
<b>Loomis Sayles Intermediate Duration Bond Fund</b>	<b>Vaughan Nelson Small Cap Value Fund</b>
<b>Loomis Sayles Investment Grade Bond Fund</b>	<b>Vaughan Nelson Value Opportunity Fund</b>
<b>Loomis Sayles Limited Term Government and Agency Fund</b>	

Effective March 1, 2019, the following information is added to Appendix A to each Prospectus:

### **Raymond James & Associates, Inc., Raymond James Financial Services, Inc., & Raymond James affiliates (“Raymond James”)**

Effective March 1, 2019, shareholders purchasing Fund shares through a Raymond James platform or account will be eligible only for the following load waivers (front-end sales charge waivers and contingent deferred, or back-end, sales charge waivers) and discounts, which may differ from those disclosed elsewhere in this Fund’s prospectus or SAI.

#### **Front-End Sales Load Waivers on Class A Shares available at Raymond James**

- Shares purchased in an investment advisory program
- Shares purchased through reinvestment of capital gains distributions and dividend reinvestment when purchasing shares of the same fund (but not any other fund within the fund family)
- Employees and registered representatives of Raymond James or its affiliates and their family members as designated by Raymond James
- Shares purchased from the proceeds of redemptions within the same fund family, provided (1) the repurchase occurs within 90 days following the redemption, (2) the redemption and purchase occurs in the same account, and (3) redeemed shares were subject to a front-end or deferred sales load (known as Rights of Reinstatement)
- A shareholder in the Fund’s Class C shares will have their shares converted at net asset value to Class A shares (or the appropriate share class) of the Fund if the shares are no longer subject to a CDSC and the conversion is in line with the policies and procedures of Raymond James

### **CDSC Waivers on Classes A and C Shares available at Raymond James**

- Death or disability of the shareholder
- Shares sold as part of a systematic withdrawal plan as described in the Fund's prospectus
- Return of excess contributions from an IRA account
- Shares sold as part of a required minimum distribution for IRA and retirement accounts due to the shareholder reaching age 70½ as described in the Fund's prospectus
- Shares sold to pay Raymond James fees but only if the transaction is initiated by Raymond James
- Shares acquired through a right of reinstatement

### **Front-End Load Discounts Available at Raymond James: Breakpoints and/or Rights of Accumulation**

- Breakpoints as described in this prospectus
- Rights of accumulation which entitle shareholders to breakpoint discounts will be automatically calculated based on the aggregated holding of fund family assets held by accounts within the purchaser's household at Raymond James. Eligible fund family assets not held at Raymond James may be included in the rights of accumulation calculation only if the shareholder notifies his or her financial advisor about such assets

**NATIXIS FUNDS  
LOOMIS SAYLES FUNDS**

*Supplement dated February 12, 2019 to the Loomis Sayles Funds Statutory Prospectus, dated February 1, 2019, the Natixis Funds Statutory Prospectus dated February 1, 2019, April 1, 2018, May 1, 2018, June 1, 2018 and December 28, 2018, as may be revised or supplemented from time to time, for the following funds:*

<b>AEW Real Estate Fund</b>	<b>Mirova International Sustainable Equity Fund</b>
<b>ASG Global Alternatives Fund</b>	<b>Natixis Oakmark Fund</b>
<b>ASG Managed Futures Strategy Fund</b>	<b>Natixis Oakmark International Fund</b>
<b>Gateway Fund</b>	<b>Natixis Sustainable Future 2015 Fund<sup>SM</sup></b>
<b>Gateway Equity Call Premium Fund</b>	<b>Natixis Sustainable Future 2020 Fund<sup>SM</sup></b>
<b>Loomis Sayles Global Allocation Fund</b>	<b>Natixis Sustainable Future 2025 Fund<sup>SM</sup></b>
<b>Loomis Sayles Global Growth Fund</b>	<b>Natixis Sustainable Future 2030 Fund<sup>SM</sup></b>
<b>Loomis Sayles Growth Fund</b>	<b>Natixis Sustainable Future 2035 Fund<sup>SM</sup></b>
<b>Loomis Sayles High Income Fund</b>	<b>Natixis Sustainable Future 2040 Fund<sup>SM</sup></b>
<b>Loomis Sayles Intermediate Duration Bond Fund</b>	<b>Natixis Sustainable Future 2045 Fund<sup>SM</sup></b>
<b>Loomis Sayles Investment Grade Bond Fund</b>	<b>Natixis Sustainable Future 2050 Fund<sup>SM</sup></b>
<b>Loomis Sayles Limited Term Government and Agency Fund</b>	<b>Natixis Sustainable Future 2055 Fund<sup>SM</sup></b>
<b>Loomis Sayles Multi-Asset Income Fund</b>	<b>Natixis Sustainable Future 2060 Fund<sup>SM</sup></b>
<b>Loomis Sayles Senior Floating Rate and Fixed Income Fund</b>	<b>Natixis U.S. Equity Opportunities Fund</b>
<b>Loomis Sayles Strategic Alpha Fund</b>	<b>Vaughan Nelson Select Fund</b>
<b>Loomis Sayles Strategic Income Fund</b>	<b>Vaughan Nelson Small Cap Value Fund</b>
<b>Mirova Global Green Bond Fund</b>	<b>Vaughan Nelson Value Opportunity Fund</b>
<b>Mirova Global Sustainable Equity Fund</b>	

*Effective immediately, the information under the sub-section “Class N Shares” in the section “Purchase and Sale of Fund Shares” of the Fund Summary for each Fund is hereby amended and restated as follows:*

Class N shares of the Fund are subject to a \$1,000,000 initial investment minimum. There is no initial investment minimum for Certain Retirement Plans and funds of funds that are distributed by Natixis Distribution, L.P. (the “Distributor”). Sub accounts held within an omnibus account, where the omnibus account has at least \$1,000,000, are not required to meet the investment minimum. There is no subsequent investment minimum for these shares. In its sole discretion, the Distributor may waive the investment minimum requirement for accounts as to which the Distributor reasonably believes will have enough assets to exceed the investment minimum requirement within a relatively short period of time following the establishment date of such accounts in Class N. If, after two years, an account’s value does not exceed the investment minimum requirement, the Distributor and the Fund reserve the right to redeem such account.



## **LOOMIS SAYLES CORE PLUS BOND FUND**

*Supplement dated February 7, 2019 to the Statutory Prospectus of the Loomis Sayles Core Plus Bond Fund (the “Fund”), dated February 1, 2019, as may be revised or supplemented from time to time.*

***Effective immediately, the information under the sub-section “Class N Shares” in the section “Purchase and Sale of Fund Shares” in the Fund’s Summary is hereby amended and restated as follows:***

Class N shares of the Fund are subject to a \$1,000,000 initial investment minimum. There is no initial investment minimum for Certain Retirement Plans and funds of funds that are distributed by Natixis Distribution, L.P. (the “Distributor”). Sub accounts held within an omnibus account, where the omnibus account has at least \$1,000,000, are not required to meet the investment minimum. There is no subsequent investment minimum for these shares. In its sole discretion, the Distributor may waive the investment minimum requirement for accounts as to which the Distributor reasonably believes will have enough assets to exceed the investment minimum requirement within a relatively short period of time following the establishment date of such accounts in Class N. If, after two years, an account’s value does not exceed the investment minimum requirement, the Distributor and the Fund reserve the right to redeem such account.

# Prospectus

February 1, 2019



	Class A	Class C	Class N	Class T*	Class Y	Admin Class
Loomis Sayles Core Plus Bond Fund	NEFRX	NECRX	NERNX	LCPTX	NERYX	
Loomis Sayles Global Allocation Fund	LGMAX	LGMCX	LGMNX	LGMTX	LSWWX	
Loomis Sayles Growth Fund	LGRRX	LGRCX	LGRNX	LGRTX	LSGRX	
Loomis Sayles Intermediate Duration Bond Fund	LSDRX	LSCDX	LSDNX	LSDTX	LSDIX	
Loomis Sayles Limited Term Government and Agency Fund	NEFLX	NECLX	LGANX	LGATX	NELYX	
Loomis Sayles Strategic Income Fund	NEFZX	NECZX	NEZNX	LSSTX	NEZYX	NEZAX

\* Class T shares of the Funds are not currently available for purchase.

**Beginning on January 1, 2021, as permitted by regulations adopted by the Securities and Exchange Commission, paper copies of shareholder reports will no longer be sent by mail, unless you specifically request paper copies of the reports from the Fund or from your financial intermediary, such as a broker-dealer or bank. Instead, the reports will be made available on the Funds' website, and you will be notified by mail each time a report is posted and provided with a website link to access the report. If you wish to continue receiving paper copies of your shareholder reports after January 1, 2021, you can inform the Fund at any time by calling 1-800-225-5478. If you hold your account with a financial intermediary and you wish to continue receiving paper copies after January 1, 2021, you should call your financial intermediary directly. Paper copies are provided free of charge, and your election to receive reports in paper will apply to all funds held with the Natixis Funds complex. If you have already elected to receive shareholder reports electronically, you will not be affected by this change and you need not take any action. You currently may elect to receive shareholder reports and other communications from the Fund or your financial intermediary electronically at [www.icsdelivery.com/natixisfunds](http://www.icsdelivery.com/natixisfunds).**

The Securities and Exchange Commission ("SEC") has not approved or disapproved any Fund's shares or determined whether this Prospectus is truthful or complete. Any representation to the contrary is a crime.

---

# Table of Contents

<b>Fund Summary</b>	<b>1</b>
Loomis Sayles Core Plus Bond Fund	1
Loomis Sayles Global Allocation Fund	7
Loomis Sayles Growth Fund	13
Loomis Sayles Intermediate Duration Bond Fund	19
Loomis Sayles Limited Term Government and Agency Fund	25
Loomis Sayles Strategic Income Fund	31
<b>Investment Goals, Strategies and Risks</b>	<b>37</b>
More About Goals and Strategies	37
Loomis Sayles Core Plus Bond Fund	37
Loomis Sayles Global Allocation Fund	38
Loomis Sayles Growth Fund	38
Loomis Sayles Intermediate Duration Bond Fund	39
Loomis Sayles Limited Term Government and Agency Fund	39
Loomis Sayles Strategic Income Fund	40
All Funds	41
More About Risks	42
<b>Management Team</b>	<b>46</b>
Meet the Funds' Investment Adviser	46
Meet the Funds' Portfolio Managers	46
Additional Information	47
<b>Fund Services</b>	<b>47</b>
Investing in the Funds	47
How Sales Charges Are Calculated	49
Compensation to Securities Dealers	52
How to Purchase Shares	53
How to Redeem Shares	54
Exchanging or Converting Shares	56
Restrictions on Buying, Selling and Exchanging Shares	57
Self-Servicing Your Account	58
Restructuring and Liquidations	58
How Fund Shares Are Priced	59
Dividends and Distributions	60
Tax Consequences	61
Additional Investor Services	62
<b>Financial Performance</b>	<b>63</b>
<b>Appendix A - Financial Intermediary Specific Sales Load Waivers</b>	<b>A-1</b>

# Loomis Sayles Core Plus Bond Fund

## Investment Goal

The Fund seeks high total investment return through a combination of current income and capital appreciation.

## Fund Fees & Expenses

The following table describes the fees and expenses that you may pay if you buy and hold shares of the Fund. You may qualify for sales charge discounts if you and your family invest, or agree to invest in the future, at least \$100,000 in the Natixis Fund Complex. More information about these and other discounts is available from your financial professional and in the section "How Sales Charges Are Calculated" on page 49 of the Prospectus, in Appendix A to the Prospectus and on page 108 in the section "Reduced Sales Charges" of the Statement of Additional Information ("SAI").

### Shareholder Fees

(fees paid directly from your investment)

	Class A	Class C	Class N	Class T	Class Y
Maximum sales charge (load) imposed on purchases (as a percentage of offering price)	4.25%	None	None	2.50%	None
Maximum deferred sales charge (load) (as a percentage of original purchase price or redemption proceeds, as applicable)	None*	1.00%	None	None	None
Redemption fees	None	None	None	None	None

\* A 1.00% contingent deferred sales charge ("CDSC") may apply to certain purchases of Class A shares of \$1,000,000 or more that are redeemed within eighteen months of the date of purchase.

### Annual Fund Operating Expenses

(expenses that you pay each year as a percentage of the value of your investment)

	Class A	Class C	Class N	Class T	Class Y
Management fees	0.32%	0.32%	0.32%	0.32%	0.32%
Distribution and/or service (12b-1) fees	0.25%	1.00%	0.00%	0.25%	0.00%
Other expenses	0.16%	0.16%	0.07%	0.16% <sup>1</sup>	0.16%
Total annual fund operating expenses	0.73%	1.48%	0.39%	0.73%	0.48%
Fee waiver and/or expense reimbursement <sup>2</sup>	0.00%	0.00%	0.00%	0.00%	0.00%
Total annual fund operating expenses after fee waiver and/or expense reimbursement	0.73%	1.48%	0.39%	0.73%	0.48%

1 Other expenses are estimated for the current fiscal year.

2 Loomis, Sayles & Company, L.P. ("Loomis Sayles" or the "Adviser") and Natixis Advisors, L.P., the Fund's advisory administrator, have given a binding contractual undertaking to the Fund to limit the amount of the Fund's total annual fund operating expenses to 0.80%, 1.55%, 0.50%, 0.80% and 0.55% of the Fund's average daily net assets for Class A, C, N, T and Y shares, respectively, exclusive of brokerage expenses, interest expense, taxes, acquired fund fees and expenses, organizational and extraordinary expenses, such as litigation and indemnification expenses. This undertaking is in effect through January 31, 2020 and may be terminated before then only with the consent of the Fund's Board of Trustees. The Adviser will be permitted to recover, on a class by class basis, management fees waived and/or expenses reimbursed to the extent that expenses in later periods fall below the applicable expense limitations for Class A, C, N, T and Y shares. The Fund will not be obligated to repay any such waived/reimbursed fees and expenses more than one year after the end of the fiscal year in which the fees or expenses were waived/reimbursed.

### Example

This example is intended to help you compare the cost of investing in the Fund with the cost of investing in other mutual funds. The example assumes that you invest \$10,000 in the Fund for the time periods indicated and then redeem all of your shares at the end of those periods (except where indicated). The example also assumes that your investment has a 5% return each year and that the Fund's operating expenses remain the same. Although your actual costs may be higher or lower, based on these assumptions your costs would be:

If shares are redeemed:	1 year	3 years	5 years	10 years
Class A	\$ 496	\$ 648	\$ 814	\$ 1,293
Class C	\$ 251	\$ 468	\$ 808	\$ 1,768
Class N	\$ 40	\$ 125	\$ 219	\$ 493
Class T	\$ 323	\$ 478	\$ 646	\$ 1,134
Class Y	\$ 49	\$ 154	\$ 269	\$ 604

## Fund Summary

---

<b>If shares are not redeemed:</b>	<b>1 year</b>	<b>3 years</b>	<b>5 years</b>	<b>10 years</b>
Class C	\$ 151	\$ 468	\$ 808	\$ 1,768

---

### Portfolio Turnover

The Fund pays transaction costs, such as commissions, when it buys and sells securities (or “turns over” its portfolio). A higher portfolio turnover rate may indicate higher transaction costs and may result in higher taxes for you if your Fund shares are held in a taxable account. These costs, which are not reflected in annual fund operating expenses or in the example, affect the Fund’s performance. During its most recently ended fiscal year, the Fund’s portfolio turnover rate was 181% of the average value of its portfolio.

## Investments, Risks and Performance

### Principal Investment Strategies

Under normal market conditions, the Fund will invest at least 80% of its net assets (plus any borrowings made for investment purposes) in bonds, which include debt securities of any maturity. In addition, the Fund will invest at least 65% of its net assets in investment grade securities. “Investment grade” securities are those securities that are rated in one of the top four ratings categories at the time of purchase by at least one of the three major ratings agencies (Moody’s Investors Service, Inc. (“Moody’s”), Fitch Investors Services, Inc. (“Fitch”) or S&P Global Ratings (“S&P”)), or, if unrated, are determined by the Adviser to be of comparable quality. For purposes of this restriction, investment grade securities also include cash and cash equivalent securities. The Fund will generally seek to maintain an effective duration of +/- 2 years relative to the Bloomberg Barclays U.S. Aggregate Bond Index. Duration is a measure of the expected life of a fixed-income security that is used to determine the sensitivity of a security’s price to changes in interest rates. A fund with a longer average portfolio duration will be more sensitive to changes in interest rates than a fund with a shorter average portfolio duration. By way of example, the price of a bond fund with an average duration of five years would be expected to fall approximately 5% if interest rates rose by one percentage point. While the effective duration for the Bloomberg Barclays U.S. Aggregate Bond Index fluctuates, as of December 31, 2018, the effective duration was approximately 6.08 years. The Fund may also invest up to 20% of its assets, at the time of purchase, in bonds rated below investment grade (i.e., none of the three major ratings agencies (Moody’s, Fitch or S&P) have rated the securities in one of their top four ratings categories) (commonly known as “junk bonds”), or, if unrated, securities determined by the Adviser to be of comparable quality, and up to 10% of its assets in non-U.S. dollar-denominated securities. There is no minimum rating for the securities in which the Fund may invest.

The Fund’s investments may include securities issued by U.S. and non-U.S. corporations and governments, securities issued by supranational entities, U.S. government-sponsored agency debenture and pass-through securities, commercial mortgage-backed and other asset-backed securities and inflation-linked securities.

The portfolio management team seeks to build and manage a portfolio that will perform well on a benchmark-relative and, secondarily, on an absolute basis in the market environment it anticipates over the short to intermediate term. The primary factors for broad sector positioning are the Adviser’s expected performance of sectors in the benchmark and the incremental performance or diversification benefits the Fund’s portfolio managers anticipate from opportunistic allocations to securities that are not included in the Fund’s benchmark. In addition, the Fund’s portfolio managers will look at individual security selection, position size and overall duration contribution to the portfolio.

Purchase and sale considerations also include overall portfolio yield, interest rate sensitivity across different maturities held, fixed-income sector fundamentals and outlook, technical supply/demand factors, credit risk, cash flow variability, security optionality and structure, as well as potential currency and liquidity risk. The Adviser also considers economic factors. Individual securities are assessed on a risk/return basis, both on a benchmark-relative and on an absolute return basis, and on their fit within the overall portfolio strategy.

Specifically, the Adviser follows a total return-oriented investment approach and considers broad sector allocation, quality and liquidity bias, yield curve positioning and duration in selecting securities for the Fund. The Fund’s portfolio managers consider economic and market conditions as well as issuer-specific data, such as fixed-charge coverage, the relationship between cash flows and debt service obligations, the experience and perceived strength of management or security structure, price responsiveness of the security to interest rate changes, earnings prospects, debt as a percentage of assets, borrowing requirements, debt maturity schedules and liquidation value.

In selecting investments for the Fund, the Adviser’s research analysts and sector teams work closely with the Fund’s portfolio managers to develop an outlook for the economy from research produced by various financial firms and specific forecasting services or from economic data released by U.S. and foreign governments, as well as the Federal Reserve Bank. The analysts conduct a thorough review of individual securities to identify what they consider attractive values in the high quality bond market through the use of quantitative tools such as internal and external computer systems and software. The Adviser continuously monitors an issuer’s creditworthiness or cash flow stability to assess whether the obligation remains an appropriate investment for the Fund. It may relax its emphasis on quality with respect to a given security if it believes that the issuer’s financial outlook is promising. This may create an opportunity for higher returns. The Adviser seeks to balance opportunities for yield and price performance by combining macro economic analysis with individual security selection. Fund holdings are generally diversified across sectors and industry groups such as utilities or telecommunications, which tend to move independently of the ebbs and flows in economic growth.

## Fund Summary

---

In connection with its principal investment strategies, the Fund may also invest in securities issued pursuant to Rule 144A under the Securities Act of 1933 ("Rule 144A securities"), structured notes, collateralized loan obligations, foreign securities, including those in emerging markets, mortgage-related securities, including mortgage dollar rolls, futures and swaps (including credit default swaps). The Fund may use such derivatives for hedging or investment purposes. The Fund may also engage in currency transactions, including forward currency contracts. Except as provided above or as required by applicable law, the Fund is not limited in the percentage of its assets that it may invest in these instruments.

The Fund may engage in active and frequent trading of securities and other instruments. Effects of frequent trading may include high transaction costs, which may lower the Fund's returns, and realization of short-term capital gains, distributions of which are taxable to shareholders who are individuals as ordinary income. Trading costs and tax effects associated with frequent trading may adversely affect the Fund's performance.

### Principal Investment Risks

The principal risks of investing in the Fund are summarized below. The Fund does not represent a complete investment program. You may lose money by investing in the Fund.

**Below Investment Grade Fixed-Income Securities Risk:** The Fund's investments in below investment grade fixed-income securities, also known as "junk bonds," may be subject to greater risks than other fixed-income securities, including being subject to greater levels of interest rate risk, credit/counterparty risk (including a greater risk of default) and liquidity risk. The ability of the issuer to make principal and interest payments is predominantly speculative for below investment grade fixed-income securities.

**Credit/Counterparty Risk:** Credit/counterparty risk is the risk that the issuer or guarantor of a fixed-income security, or the counterparty to a derivatives or other transaction, will be unable or unwilling to make timely payments of interest or principal or to otherwise honor its obligations. The Fund will be subject to credit risks with respect to the counterparties of its derivatives transactions. Many of the protections afforded to participants on organized exchanges, such as the performance guarantee of an exchange clearing house, are not available in connection with over-the-counter ("OTC") derivatives transactions, such as foreign currency transactions. As a result, in instances when the Fund enters into OTC derivatives transactions, the Fund will be subject to the risk that its counterparties will not perform their obligations under the transactions and that the Fund will sustain losses or be unable to realize gains.

**Currency Risk:** Fluctuations in the exchange rates between different currencies may negatively affect an investment. The Fund may be subject to currency risk because it may invest in currency-related instruments and may invest in securities or other instruments denominated in, or that generate income denominated in, foreign currencies. The Fund may elect not to hedge currency risk, or may hedge such risk imperfectly, which may cause the Fund to incur losses that would not have been incurred had the risk been hedged.

**Derivatives Risk:** Derivative instruments (such as those in which the Fund may invest, including forward currency contracts, structured notes, futures and swaps (including credit default swaps)) are subject to changes in the value of the underlying assets or indices on which such instruments are based. There is no guarantee that the use of derivatives will be effective or that suitable transactions will be available. Even a small investment in derivatives may give rise to leverage risk and can have a significant impact on the Fund's exposure to securities markets values, interest rates or currency exchange rates. It is possible that the Fund's liquid assets may be insufficient to support its obligations under its derivatives positions. The use of derivatives for other than hedging purposes may be considered a speculative activity, and involves greater risks than are involved in hedging. The use of derivatives may cause the Fund to incur losses greater than those that would have occurred had derivatives not been used. The Fund's use of derivatives, such as forward currency contracts, structured notes, futures transactions and swaps (including credit default swaps) involves other risks, such as the credit risk relating to the other party to a derivative contract (which is greater for forward currency contracts, swaps and other OTC derivatives), the risk of difficulties in pricing and valuation, the risk that changes in the value of a derivative may not correlate as expected with changes in the value of relevant assets, rates or indices, liquidity risk, allocation risk and the risk of losing more than the initial margin required to initiate derivatives positions. There is also the risk that the Fund may be unable to terminate or sell a derivatives position at an advantageous time or price. The Fund's derivative counterparties may experience financial difficulties or otherwise be unwilling or unable to honor their obligations, possibly resulting in losses to the Fund.

**Emerging Markets Risk:** In addition to the risks of investing in foreign investments generally, emerging markets investments are subject to greater risks arising from political or economic instability, nationalization or confiscatory taxation, currency exchange restrictions, sanctions by the U.S. government and an issuer's unwillingness or inability to make principal or interest payments on its obligations. Emerging markets companies may be smaller and have shorter operating histories than companies in developed markets.

**Foreign Securities Risk:** Investments in foreign securities may be subject to greater political, economic, environmental, credit/counterparty and information risks. The Fund's investments in foreign securities also are subject to foreign currency fluctuations and other foreign currency-related risks. Foreign securities may be subject to higher volatility than U.S. securities, varying degrees of regulation and limited liquidity.

**Interest Rate Risk:** Interest rate risk is the risk that the value of the Fund's investments will fall if interest rates rise. Generally, the value of fixed-income securities rises when prevailing interest rates fall and falls when interest rates rise. Interest rate risk generally is greater for funds that invest in fixed-income securities with relatively longer durations than for funds that invest in fixed-income securities with shorter durations. In addition, an economic downturn or period of rising interest rates could adversely affect the market for these securities and reduce the Fund's ability to sell them, negatively impacting the performance of the Fund. Potential future changes in government monetary policy may affect the level of interest rates, and the current historically low interest rate environment increases the likelihood of interest rates rising in the future.

## Fund Summary

**Leverage Risk:** Use of derivative instruments may involve leverage. Leverage is the risk associated with securities or practices that multiply small index, market or asset-price movements into larger changes in value. The use of leverage increases the impact of gains and losses on a fund's returns, and may lead to significant losses if investments are not successful.

**Liquidity Risk:** Liquidity risk is the risk that the Fund may be unable to find a buyer for its investments when it seeks to sell them or to receive the price it expects. Decreases in the number of financial institutions willing to make markets in the Fund's investments or in their capacity or willingness to transact may increase the Fund's exposure to this risk. Events that may lead to increased redemptions, such as market disruptions or increases in interest rates, may also negatively impact the liquidity of the Fund's investments when it needs to dispose of them. If the Fund is forced to sell its investments at an unfavorable time and/or under adverse conditions in order to meet redemption requests, such sales could negatively affect the Fund. Securities acquired in a private placement, such as Rule 144A securities, are generally subject to significant liquidity risk because they are subject to strict restrictions on resale and there may be no liquid secondary market or ready purchaser for such securities. Non-exchange traded derivatives are generally subject to greater liquidity risk as well. Liquidity issues may also make it difficult to value the Fund's investments.

**Management Risk:** A strategy used by the Fund's portfolio managers may fail to produce the intended result.

**Market/Issuer Risk:** The market value of the Fund's investments will move up and down, sometimes rapidly and unpredictably, based upon overall market and economic conditions, as well as a number of reasons that directly relate to the issuers of the Fund's investments, such as management performance, financial condition and demand for the issuers' goods and services.

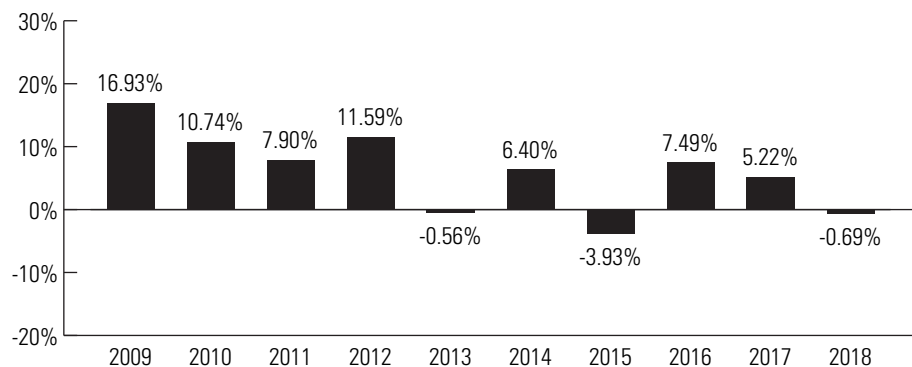
**Mortgage-Related and Asset-Backed Securities Risk:** In addition to the risks associated with investments in fixed-income securities generally (for example, credit, liquidity and valuation risk), mortgage-related and asset-backed securities are subject to the risks of the mortgages and assets underlying the securities as well as prepayment risk, the risk that the securities may be prepaid and result in the reinvestment of the prepaid amounts in securities with lower yields than the prepaid obligations. Conversely, there is a risk that a rise in interest rates will extend the life of a mortgage-related or asset-backed security beyond the expected prepayment time, typically reducing the security's value, which is called extension risk. The Fund also may incur a loss when there is a prepayment of securities that were purchased at a premium. The Fund's investments in other asset-backed securities are subject to risks similar to those associated with mortgage-related securities, as well as additional risks associated with the nature of the assets and the servicing of those assets.

### Risk/Return Bar Chart and Table

The bar chart and table shown below provide some indication of the risks of investing in the Fund by showing changes in the Fund's performance from year-to-year and by showing how the Fund's average annual returns for the one-year, five-year, ten-year and life-of-class periods (as applicable) compare to those of a broad measure of market performance. The Fund's past performance (before and after taxes) does not necessarily indicate how the Fund will perform in the future. Updated performance information is available online at [im.natixis.com](http://im.natixis.com) and/or by calling the Fund toll-free at 800-225-5478.

The chart does not reflect any sales charge that you may be required to pay when you buy or redeem the Fund's shares. A sales charge will reduce your return.

### Total Returns for Class Y Shares



Highest Quarterly Return:

Second Quarter 2009, 7.96%

Lowest Quarterly Return:

Second Quarter 2013, -3.50%

## Fund Summary

### Average Annual Total Returns

(for the periods ended December 31, 2018)

	Past 1 Year	Past 5 Years	Past 10 Years	Life of Class N (2/1/13)
Class Y - Return Before Taxes	-0.69%	2.80%	5.94%	-
Return After Taxes on Distributions	-1.92%	1.40%	4.24%	-
Return After Taxes on Distributions and Sale of Fund Shares	-0.41%	1.52%	3.97%	-
Class A - Return Before Taxes	-5.05%	1.66%	5.20%	-
Class C - Return Before Taxes	-2.66%	1.77%	4.88%	-
Class N - Return Before Taxes	-0.52%	2.89%	-	2.37%
Class T - Return Before Taxes	-3.34%	2.03%	5.39%	-
Bloomberg Barclays U.S. Aggregate Bond Index	0.01%	2.52%	3.48%	1.91%

The Fund did not have Class T shares outstanding during the periods shown above. The returns of Class T shares would have been substantially similar to the returns of the Fund's other share classes because they would have been invested in the same portfolio of securities and would only differ to the extent the other share classes did not have the same expenses. Performance of Class T shares shown above is that of Class A shares, which have the same expenses as Class T shares, restated to reflect the different sales load applicable to Class T shares.

After-tax returns are calculated using the historical highest individual federal marginal income tax rates and do not reflect the impact of state and local taxes. Actual after-tax returns depend on an investor's tax situation and may differ from those shown. After-tax returns shown are not relevant to investors who hold their shares through tax-advantaged arrangements, such as 401(k) plans, qualified plans, education savings accounts, such as 529 plans, or individual retirement accounts. The Return After Taxes on Distributions and Sale of Fund Shares for the 1-year period exceeds the Return Before Taxes due to an assumed tax benefit from losses on a sale of Fund shares at the end of the measurement period. The after-tax returns are shown for only one class of the Fund. After-tax returns for the other classes of the Fund will vary. Index performance reflects no deduction for fees, expenses or taxes.

## Management

### Investment Adviser

Loomis, Sayles & Company, L.P.

### Portfolio Managers

Peter W. Palfrey, CFA<sup>®</sup>, Vice President of the Adviser, has served as co-portfolio manager of the Fund since 1996.

Richard G. Raczkowski, Vice President of the Adviser, has served as co-portfolio manager of the Fund since 1999.

## Purchase and Sale of Fund Shares

### Class A and C Shares

The following chart shows the investment minimums for various types of accounts:

Type of Account	Minimum Initial Purchase	Minimum Subsequent Purchase
Any account other than those listed below	\$ 2,500	\$ 50
For shareholders participating in Natixis Funds' Investment Builder Program	\$ 1,000	\$ 50
For Traditional IRA, Roth IRA, Rollover IRA, SEP-IRA and Keogh plans using the Natixis Funds' prototype document (direct accounts, not held through intermediary)	\$ 1,000	\$ 50
Coverdell Education Savings Accounts using the Natixis Funds' prototype document (direct accounts, not held through intermediary)	\$ 500	\$ 50

There is no initial or subsequent investment minimum for:

- **Fee Based Programs** (such as a wrap accounts) where an advisory fee is paid to the broker-dealer or other financial intermediary. Please consult your financial representative to determine if your fee based program is subject to additional or different conditions or fees.
- **Certain Retirement Plans.** Please consult your retirement plan administrator to determine if your retirement plan is subject to additional or different conditions or fees.
- Clients of a **Registered Investment Adviser** where the Registered Investment Adviser receives an advisory, management or consulting fee.



## Fund Summary

---

### Class N Shares

Class N shares of the Fund are subject to a \$1,000,000 initial investment minimum. There is no initial investment minimum for Certain Retirement Plans and funds of funds that are distributed by Natixis Distribution, L.P. Sub accounts held within an omnibus account, where the omnibus account has at least \$1,000,000, are not required to meet the investment minimum. There is no subsequent investment minimum for these shares. In its sole discretion, Natixis Distribution, L.P. may waive the investment minimum requirement for accounts as to which the relevant financial intermediary has provided assurances, in writing, that the accounts will be converted to and held in omnibus fashion subject to the requirements above beginning no more than two years following the establishment date of such accounts in Class N shares.

### Class T Shares

Class T shares of the Fund are not currently available for purchase.

Class T shares of the Fund may only be purchased by investors who are investing through an authorized third party, such as a broker-dealer or other financial intermediary, that has entered into a selling agreement with Natixis Distribution, L.P. Investors may not hold Class T shares directly with the Fund. Class T shares are subject to a minimum initial investment of \$2,500 and a minimum subsequent investment of \$50. Not all financial intermediaries make Class T shares available to their clients.

### Class Y Shares

Class Y shares of the Fund are generally subject to a minimum initial investment of \$100,000 and a minimum subsequent investment of \$50, except there is no minimum initial or subsequent investment for:

- **Fee Based Programs** (such as a wrap accounts) where an advisory fee is paid to the broker-dealer or other financial intermediary. Please consult your financial representative to determine if your fee based program is subject to additional or different conditions or fees.
- **Certain Retirement Plans.** Please consult your retirement plan administrator to determine if your retirement plan is subject to additional or different conditions or fees.
- **Certain Individual Retirement Accounts** if the amounts invested represent rollover distributions from investments by any of the retirement plans invested in the Fund.
- Clients of a **Registered Investment Adviser** where the Registered Investment Adviser receives an advisory, management or consulting fee.
- **Fund Trustees**, former Fund trustees, employees of affiliates of the Natixis Funds and other individuals who are affiliated with any Natixis Fund (this also applies to any spouse, parents, children, siblings, grandparents, grandchildren and in-laws of those mentioned) and Natixis affiliate employee benefit plans.

At the discretion of Natixis Advisors, L.P., clients of Natixis Advisors, L.P. and its affiliates may purchase Class Y shares of the Fund below the stated minimums.

Due to operational limitations at your financial intermediary, certain fee based programs, retirement plans, individual retirement accounts and accounts of registered investment advisers may be subject to the investment minimums described above.

The Fund's shares are available for purchase and are redeemable on any business day through your investment dealer, directly from the Fund by writing to the Fund at Natixis Funds, P.O. Box 219579, Kansas City, MO 64121-9579, by exchange, by wire, by internet at [im.natixis.com](http://im.natixis.com) (certain restrictions may apply), through the Automated Clearing House system, or, in the case of redemptions, by telephone at 800-225-5478 or by the Systematic Withdrawal Plan.

## Tax Information

Fund distributions are generally taxable to you as ordinary income or capital gains, except for distributions to retirement plans and other investors that qualify for tax-advantaged treatment under U.S. federal income tax law generally. Investments in such tax-advantaged plans will generally be taxed only upon withdrawal of monies from the tax-advantaged arrangement.

## Payments to Broker-Dealers and Other Financial Intermediaries

If you purchase shares of the Fund through a broker-dealer or other financial intermediary (such as a bank), the Fund and its related companies may pay the intermediary for the sale of the Fund shares and related services. These payments may create a conflict of interest by influencing the broker-dealer or other intermediary and your salesperson to recommend the Fund over another investment. Ask your salesperson or visit your financial intermediary's website for more information.

# Loomis Sayles Global Allocation Fund

## Investment Goal

The Fund's investment goal is high total investment return through a combination of capital appreciation and current income.

## Fund Fees & Expenses

The following table describes the fees and expenses that you may pay if you buy and hold shares of the Fund. You may qualify for sales charge discounts if you and your family invest, or agree to invest in the future, at least \$50,000 in the Natixis Fund Complex. More information about these and other discounts is available from your financial professional and in the section "How Sales Charges Are Calculated" on page 49 of the Prospectus, in Appendix A to the Prospectus and on page 108 in the section "Reduced Sales Charges" of the Statement of Additional Information ("SAI").

### Shareholder Fees

(fees paid directly from your investment)

	Class A	Class C	Class N	Class T	Class Y
Maximum sales charge (load) imposed on purchases (as a percentage of offering price)	5.75%	None	None	2.50%	None
Maximum deferred sales charge (load) (as a percentage of original purchase price or redemption proceeds, as applicable)	None*	1.00%	None	None	None
Redemption fees	None	None	None	None	None

\* A 1.00% contingent deferred sales charge ("CDSC") may apply to certain purchases of Class A shares of \$1,000,000 or more that are redeemed within eighteen months of the date of purchase.

### Annual Fund Operating Expenses

(expenses that you pay each year as a percentage of the value of your investment)

	Class A	Class C	Class N	Class T	Class Y
Management fees	0.75%	0.75%	0.75%	0.75%	0.75%
Distribution and/or service (12b-1) fees	0.25%	1.00%	0.00%	0.25%	0.00%
Other expenses	0.16%	0.16%	0.08%	0.16% <sup>1</sup>	0.16%
Total annual fund operating expenses	1.16%	1.91%	0.83%	1.16%	0.91%
Fee waiver and/or expense reimbursement <sup>2,3</sup>	0.00%	0.00%	0.00%	0.00%	0.00%
Total annual fund operating expenses after fee waiver and/or expense reimbursement	1.16%	1.91%	0.83%	1.16%	0.91%

<sup>1</sup> Other expenses are estimated for the current fiscal year.

<sup>2</sup> Loomis, Sayles & Company, L.P. ("Loomis Sayles" or the "Adviser") has given a binding contractual undertaking to the Fund to limit the amount of the Fund's total annual fund operating expenses to 1.25%, 2.00%, 0.95%, 1.25% and 1.00% of the Fund's average daily net assets for Class A, C, N, T and Y shares, respectively, exclusive of brokerage expenses, interest expense, taxes, acquired fund fees and expenses, organizational and extraordinary expenses, such as litigation and indemnification expenses. This undertaking is in effect through January 31, 2020 and may be terminated before then only with the consent of the Fund's Board of Trustees. The Adviser will be permitted to recover, on a class by class basis, management fees waived and/or expenses reimbursed to the extent that expenses in later periods fall below the applicable expense limitations for Class A, C, N, T and Y shares. The Fund will not be obligated to repay any such waived/reimbursed fees and expenses more than one year after the end of the fiscal year in which the fees or expenses were waived/reimbursed.

<sup>3</sup> Natixis Advisors, L.P. has given a binding contractual undertaking to the Fund to reimburse any and all transfer agency expenses for Class N shares. This undertaking is in effect through January 31, 2020 and may be terminated before then only with the consent of the Fund's Board of Trustees.

## Fund Summary

### Example

This example is intended to help you compare the cost of investing in the Fund with the cost of investing in other mutual funds. The example assumes that you invest \$10,000 in the Fund for the time periods indicated and then redeem all of your shares at the end of those periods (except where indicated). The example also assumes that your investment has a 5% return each year and that the Fund's operating expenses remain the same. Although your actual costs may be higher or lower, based on these assumptions your costs would be:

<b>If shares are redeemed:</b>	<b>1 year</b>	<b>3 years</b>	<b>5 years</b>	<b>10 years</b>
Class A	\$ 686	\$ 922	\$ 1,177	\$ 1,903
Class C	\$ 294	\$ 600	\$ 1,032	\$ 2,233
Class N	\$ 85	\$ 265	\$ 460	\$ 1,025
Class T	\$ 365	\$ 609	\$ 872	\$ 1,624
Class Y	\$ 93	\$ 290	\$ 504	\$ 1,120

<b>If shares are not redeemed:</b>	<b>1 year</b>	<b>3 years</b>	<b>5 years</b>	<b>10 years</b>
Class C	\$ 194	\$ 600	\$ 1,032	\$ 2,233

### Portfolio Turnover

The Fund pays transaction costs, such as commissions, when it buys and sells securities (or "turns over" its portfolio). A higher portfolio turnover rate may indicate higher transaction costs and may result in higher taxes for you if your Fund shares are held in a taxable account. These costs, which are not reflected in annual fund operating expenses or in the example, affect the Fund's performance. During its most recently ended fiscal year, the Fund's portfolio turnover rate was 22% of the average value of its portfolio.

## Investments, Risks and Performance

### Principal Investment Strategies

Under normal market conditions, the Fund will invest at least 80% of its net assets (plus any borrowings made for investment purposes) in equity and fixed-income securities of U.S. and foreign issuers. Equity securities purchased by the Fund may include common stocks, preferred stocks, depositary receipts, warrants, securities convertible into common or preferred stocks, interests in real estate investment trusts ("REITs") and/or real estate-related securities and other equity-like interests in an issuer. Fixed-income securities purchased by the Fund may include bonds and other debt obligation of U.S. and foreign issuers, including but not limited to corporations, governments and supranational entities. The Fund will invest a significant portion of its assets outside the U.S., including securities of issuers located in emerging market countries.

The portfolio managers reallocate the Fund's assets between equity and fixed income securities based on their assessment of current market conditions and the relative opportunities within each asset class, among other factors. In deciding which equity securities to buy and sell, the Adviser generally looks to purchase quality companies at attractive valuations with the potential to grow intrinsic value over time. The Adviser uses discounted cash flow analysis, among other methods of analysis, to determine a company's intrinsic value. In deciding which fixed-income securities to buy and sell, the Adviser generally looks for securities that it believes are undervalued and have the potential for credit upgrades, which may include securities that are below investment grade (also known as "junk bonds").

The Fund may also invest in foreign currencies, collateralized mortgage obligations, collateralized loan obligations, zero-coupon securities, when-issued securities, REITs, securities issued pursuant to Rule 144A under the Securities Act of 1933 ("Rule 144A securities"), mortgage-related securities, convertible securities and structured notes. The Fund may also engage in active and frequent trading of securities and engage in options or foreign currency transactions (such as forward currency contracts) for hedging and investment purposes and futures transactions and swap transactions (including credit default swaps). Frequent trading may produce high transaction costs and a high level of taxable capital gains, including short-term capital gains taxable as ordinary income, which may lower the Fund's return. The Adviser may hedge currency risk for the Fund (including "cross hedging" between two or more foreign currencies) if it believes the outlook for a particular foreign currency is unfavorable. Except as provided above or as required by applicable law, the Fund is not limited in the percentage of its assets that it may invest in these instruments.

### Principal Investment Risks

The principal risks of investing in the Fund are summarized below. The Fund does not represent a complete investment program. You may lose money by investing in the Fund.

**Allocation Risk:** The Fund's allocations between asset classes and market exposures may not be optimal in every market condition and may adversely affect the Fund's performance.

**Below Investment Grade Fixed-Income Securities Risk:** The Fund's investments in below investment grade fixed-income securities, also known as "junk bonds," may be subject to greater risks than other fixed-income securities, including being subject to greater levels of interest rate risk,

## Fund Summary

---

credit/counterparty risk (including a greater risk of default) and liquidity risk. The ability of the issuer to make principal and interest payments is predominantly speculative for below investment grade fixed-income securities.

**Credit/Counterparty Risk:** Credit/counterparty risk is the risk that the issuer or guarantor of a fixed-income security, or the counterparty to a derivatives or other transaction, will be unable or unwilling to make timely payments of interest or principal or to otherwise honor its obligations. The Fund will be subject to credit risks with respect to the counterparties of its derivatives transactions. Many of the protections afforded to participants on organized exchanges, such as the performance guarantee of an exchange clearing house, are not available in connection with over-the-counter ("OTC") derivatives transactions, such as foreign currency transactions. As a result, in instances when the Fund enters into OTC derivatives transactions, the Fund will be subject to the risk that its counterparties will not perform their obligations under the transactions and that the Fund will sustain losses or be unable to realize gains.

**Currency Risk:** Fluctuations in the exchange rates between different currencies may negatively affect an investment. The Fund may be subject to currency risk because it may invest in currency-related instruments and may invest in securities or other instruments denominated in, or that generate income denominated in, foreign currencies. The Fund may elect not to hedge currency risk, or may hedge such risk imperfectly, which may cause the Fund to incur losses that would not have been incurred had the risk been hedged.

**Derivatives Risk:** Derivative instruments (such as those in which the Fund may invest, including options, forward currency contracts, futures transactions, structured notes and swap transactions (including credit default swaps)) are subject to changes in the value of the underlying assets or indices on which such instruments are based. There is no guarantee that the use of derivatives will be effective or that suitable transactions will be available. Even a small investment in derivatives may give rise to leverage risk and can have a significant impact on the Fund's exposure to securities markets values, interest rates or currency exchange rates. It is possible that the Fund's liquid assets may be insufficient to support its obligations under its derivatives positions. The use of derivatives for other than hedging purposes may be considered a speculative activity, and involves greater risks than are involved in hedging. The use of derivatives may cause the Fund to incur losses greater than those that would have occurred had derivatives not been used. The Fund's use of derivatives, such as options, forward currency contracts, futures transactions, structured notes and swap transactions (including credit default swaps) involves other risks, such as the credit risk relating to the other party to a derivative contract (which is greater for forward currency contracts, swaps and other OTC derivatives) the risk of difficulties in pricing and valuation, the risk that changes in the value of a derivative may not correlate as expected with changes in the value of relevant assets, rates or indices, liquidity risk, allocation risk and the risk of losing more than the initial margin required to initiate derivatives positions. There is also the risk that the Fund may be unable to terminate or sell a derivatives position at an advantageous time or price. The Fund's derivative counterparties may experience financial difficulties or otherwise be unwilling or unable to honor their obligations, possibly resulting in losses to the Fund.

**Emerging Markets Risk:** In addition to the risks of investing in foreign investments generally, emerging markets investments are subject to greater risks arising from political or economic instability, nationalization or confiscatory taxation, currency exchange restrictions, sanctions by the U.S. government and an issuer's unwillingness or inability to make principal or interest payments on its obligations. Emerging markets companies may be smaller and have shorter operating histories than companies in developed markets.

**Equity Securities Risk:** The value of the Fund's investments in equity securities could be subject to unpredictable declines in the value of individual securities and periods of below-average performance in individual securities or in the equity market as a whole. Value stocks can perform differently from the market as a whole and from other types of stocks. Value stocks also present the risk that their lower valuations fairly reflect their business prospects and that investors will not agree that the stocks represent favorable investment opportunities, and they may fall out of favor with investors and underperform growth stocks during any given period. In the event an issuer is liquidated or declares bankruptcy, the claims of owners of the issuer's bonds generally take precedence over the claims of those who own preferred stock or common stock.

**Foreign Securities Risk:** Investments in foreign securities may be subject to greater political, economic, environmental, credit/counterparty and information risks. The Fund's investments in foreign securities also are subject to foreign currency fluctuations and other foreign currency-related risks. Foreign securities may be subject to higher volatility than U.S. securities, varying degrees of regulation and limited liquidity.

**Interest Rate Risk:** Interest rate risk is the risk that the value of the Fund's investments will fall if interest rates rise. Generally, the value of fixed-income securities rises when prevailing interest rates fall and falls when interest rates rise. Interest rate risk generally is greater for funds that invest in fixed-income securities with relatively longer durations than for funds that invest in fixed-income securities with shorter durations. The value of zero-coupon securities and securities with longer maturities are generally more sensitive to fluctuations in interest rates than other fixed-income securities. In addition, an economic downturn or period of rising interest rates could adversely affect the market for these securities and reduce the Fund's ability to sell them, negatively impacting the performance of the Fund. Potential future changes in government monetary policy may affect the level of interest rates, and the current historically low interest rate environment increases the likelihood of interest rates rising in the future.

**Large Investor Risk:** Ownership of shares of the Fund may be concentrated in one or a few large investors. Such investors may redeem shares in large quantities or on a frequent basis. Redemptions by a large investor can affect the performance of the Fund, may increase realized capital gains, including short-term capital gains taxable as ordinary income, may accelerate the realization of taxable income to shareholders and may increase transaction costs. These transactions potentially limit the use of any capital loss carryforwards and certain other losses to offset future realized capital gains (if any). Such transactions may also increase the Fund's expenses.

**Leverage Risk:** Use of derivative instruments may involve leverage. Leverage is the risk associated with securities or practices that multiply small index, market or asset-price movements into larger changes in value. The use of leverage increases the impact of gains and losses on a fund's returns, and may lead to significant losses if investments are not successful.

## Fund Summary

**Liquidity Risk:** Liquidity risk is the risk that the Fund may be unable to find a buyer for its investments when it seeks to sell them or to receive the price it expects. Decreases in the number of financial institutions willing to make markets in the Fund's investments or in their capacity or willingness to transact may increase the Fund's exposure to this risk. Events that may lead to increased redemptions, such as market disruptions or increases in interest rates, may also negatively impact the liquidity of the Fund's investments when it needs to dispose of them. If the Fund is forced to sell its investments at an unfavorable time and/or under adverse conditions in order to meet redemption requests, such sales could negatively affect the Fund. Securities acquired in a private placement, such as Rule 144A securities, are generally subject to significant liquidity risk because they are subject to strict restrictions on resale and there may be no liquid secondary market or ready purchaser for such securities. Non-exchange traded derivatives are generally subject to greater liquidity risk as well. Liquidity issues may also make it difficult to value the Fund's investments.

**Management Risk:** A strategy used by the Fund's portfolio managers may fail to produce the intended result.

**Market/Issuer Risk:** The market value of the Fund's investments will move up and down, sometimes rapidly and unpredictably, based upon overall market and economic conditions, as well as a number of reasons that directly relate to the issuers of the Fund's investments, such as management performance, financial condition and demand for the issuers' goods and services.

**Mortgage-Related Securities Risk:** In addition to the risks associated with investments in fixed-income securities generally (for example, credit, liquidity and valuation risk), mortgage-related securities are subject to the risks of the mortgages underlying the securities as well as prepayment risk, the risk that the securities may be prepaid and result in the reinvestment of the prepaid amounts in securities with lower yields than the prepaid obligations. Conversely, there is a risk that a rise in interest rates will extend the life of a mortgage-related security beyond the expected prepayment time, typically reducing the security's value. The Fund also may incur a loss when there is a prepayment of securities that were purchased at a premium. The Fund's investments in other asset-backed securities are subject to risks similar to those associated with mortgage-related securities, as well as additional risks associated with the nature of the assets and the servicing of those assets.

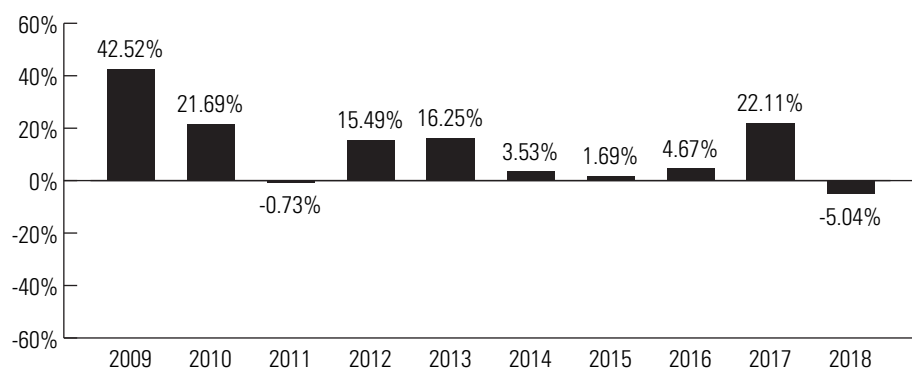
**REITs Risk:** Investments in the real estate industry, including REITs, are particularly sensitive to economic downturns and are sensitive to factors such as changes in real estate values, property taxes and tax laws, interest rates, cash flow of underlying real estate assets, occupancy rates, government regulations affecting zoning, land use and rents and the management skill and creditworthiness of the issuer. Companies in the real estate industry also may be subject to liabilities under environmental and hazardous waste laws. In addition, the value of a REIT is affected by changes in the value of the properties owned by the REIT or mortgage loans held by the REIT. REITs are also subject to default and prepayment risk. Many REITs are highly leveraged, increasing their risk. The Fund will indirectly bear its proportionate share of expenses, including management fees, paid by each REIT in which it invests in addition to the expenses of the Fund.

### Risk/Return Bar Chart and Table

The bar chart and table shown below provide some indication of the risks of investing in the Fund by showing changes in the Fund's performance from year-to-year and by showing how the Fund's average annual returns for the one-year, five-year, ten-year and life-of-class periods (as applicable) compare to those of two broad measures of market performance. The Blended Index is an unmanaged, blended index composed of the following weights: 60% MSCI All Country World Index (Net) and 40% Bloomberg Barclays Global Aggregate Bond Index. The two indices composing the Blended Index measure, respectively, the performance of global equity securities and global investment grade fixed income securities. The Fund's past performance (before and after taxes) does not necessarily indicate how the Fund will perform in the future. Updated performance information is available online at [im.natixis.com](http://im.natixis.com) and/or by calling the Fund toll-free at 800-225-5478.

The chart does not reflect any sales charge that you may be required to pay when you buy or redeem the Fund's shares. A sales charge will reduce your return.

### Total Returns for Class Y Shares



Highest Quarterly Return:

Second Quarter 2009, 19.91%

Lowest Quarterly Return:

Third Quarter 2011, -14.72%

## Fund Summary

### Average Annual Total Returns

(for the periods ended December 31, 2018)

	Past 1 Year	Past 5 Years	Past 10 Years	Life of Class N (2/1/17)
Class Y - Return Before Taxes	-5.04%	5.03%	11.44%	-
Return After Taxes on Distributions	-6.11%	3.95%	10.54%	-
Return After Taxes on Distributions and Sale of Fund Shares	-2.27%	3.75%	9.31%	-
Class A - Return Before Taxes	-10.69%	3.53%	10.51%	-
Class C - Return Before Taxes	-6.83%	3.99%	10.33%	-
Class N - Return Before Taxes	-4.92%	-	-	6.38%
Class T - Return Before Taxes	-7.62%	4.24%	10.88%	-
MSCI All Country World Index (Net)	-9.42%	4.26%	9.46%	4.71%
Blended Index	-6.00%	3.12%	6.84%	4.07%

The Fund did not have Class T shares outstanding during the periods shown above. The returns of Class T shares would have been substantially similar to the returns of the Fund's other share classes because they would have been invested in the same portfolio of securities and would only differ to the extent the other share classes did not have the same expenses. Performance of Class T shares shown above is that of Class A shares, which have the same expenses as Class T shares, restated to reflect the different sales load applicable to Class T shares.

After-tax returns are calculated using the historical highest individual federal marginal income tax rates and do not reflect the impact of state and local taxes. Actual after-tax returns depend on an investor's tax situation and may differ from those shown. After-tax returns shown are not relevant to investors who hold their shares through tax-advantaged arrangements, such as 401(k) plans, qualified plans, education savings accounts, such as 529 plans, or individual retirement accounts. The Return After Taxes on Distributions and Sale of Fund Shares for the 1-year period exceeds the Return Before Taxes due to an assumed tax benefit from losses on a sale of Fund shares at the end of the measurement period. The after-tax returns are shown for only one class of the Fund. After-tax returns for the other classes of the Fund will vary. Index performance reflects no deduction for fees, expenses or taxes.

## Management

### Investment Adviser

Loomis, Sayles & Company, L.P.

### Portfolio Managers

Daniel J. Fuss, CFA<sup>®</sup>, CIC, Vice Chairman, Director and Managing Partner of the Adviser, has served as portfolio manager of the domestic fixed-income securities sector of the Fund since 1996.

Eileen N. Riley, CFA<sup>®</sup>, Vice President of the Adviser, has served as portfolio manager of the global equity sector of the Fund since 2013.

David W. Rolley, CFA<sup>®</sup>, Vice President of the Adviser, has served as portfolio manager of the international fixed-income securities sector of the Fund since 2000.

Lee M. Rosenbaum, Vice President of the Adviser, has served as portfolio manager of the global equity sector of the Fund since 2013.

## Purchase and Sale of Fund Shares

### Class A and C Shares

The following chart shows the investment minimums for various types of accounts:

Type of Account	Minimum Initial Purchase	Minimum Subsequent Purchase
Any account other than those listed below	\$ 2,500	\$ 50
For shareholders participating in Natixis Funds' Investment Builder Program	\$ 1,000	\$ 50
For Traditional IRA, Roth IRA, Rollover IRA, SEP-IRA and Keogh plans using the Natixis Funds' prototype document (direct accounts, not held through intermediary)	\$ 1,000	\$ 50
Coverdell Education Savings Accounts using the Natixis Funds' prototype document (direct accounts, not held through intermediary)	\$ 500	\$ 50

There is no initial or subsequent investment minimum for:

## Fund Summary

---

- **Fee Based Programs** (such as a wrap accounts) where an advisory fee is paid to the broker-dealer or other financial intermediary. Please consult your financial representative to determine if your fee based program is subject to additional or different conditions or fees.
- **Certain Retirement Plans.** Please consult your retirement plan administrator to determine if your retirement plan is subject to additional or different conditions or fees.
- Clients of a **Registered Investment Adviser** where the Registered Investment Adviser receives an advisory, management or consulting fee.

### Class N Shares

Class N shares of the Fund are subject to a \$1,000,000 initial investment minimum. There is no initial investment minimum for Certain Retirement Plans and funds of funds that are distributed by Natixis Distribution, L.P. Sub accounts held within an omnibus account, where the omnibus account has at least \$1,000,000, are not required to meet the investment minimum. There is no subsequent investment minimum for these shares. In its sole discretion, Natixis Distribution, L.P. may waive the investment minimum requirement for accounts as to which the relevant financial intermediary has provided assurances, in writing, that the accounts will be converted to and held in omnibus fashion subject to the requirements above beginning no more than two years following the establishment date of such accounts in Class N shares.

### Class T Shares

Class T shares of the Fund are not currently available for purchase.

Class T shares of the Fund may only be purchased by investors who are investing through an authorized third party, such as a broker-dealer or other financial intermediary, that has entered into a selling agreement with Natixis Distribution, L.P. Investors may not hold Class T shares directly with the Fund. Class T shares are subject to a minimum initial investment of \$2,500 and a minimum subsequent investment of \$50. Not all financial intermediaries make Class T shares available to their clients.

### Class Y Shares

Class Y shares of the Fund are generally subject to a minimum initial investment of \$100,000 and a minimum subsequent investment of \$50, except there is no minimum initial or subsequent investment for:

- **Fee Based Programs** (such as a wrap accounts) where an advisory fee is paid to the broker-dealer or other financial intermediary. Please consult your financial representative to determine if your fee based program is subject to additional or different conditions or fees.
- **Certain Retirement Plans.** Please consult your retirement plan administrator to determine if your retirement plan is subject to additional or different conditions or fees.
- **Certain Individual Retirement Accounts** if the amounts invested represent rollover distributions from investments by any of the retirement plans invested in the Fund.
- Clients of a **Registered Investment Adviser** where the Registered Investment Adviser receives an advisory, management or consulting fee.
- **Fund Trustees**, former Fund trustees, employees of affiliates of the Natixis Funds and other individuals who are affiliated with any Natixis Fund (this also applies to any spouse, parents, children, siblings, grandparents, grandchildren and in-laws of those mentioned) and Natixis affiliate employee benefit plans.

At the discretion of Natixis Advisors, L.P., clients of Natixis Advisors, L.P. and its affiliates may purchase Class Y shares of the Fund below the stated minimums.

Due to operational limitations at your financial intermediary, certain fee based programs, retirement plans, individual retirement accounts and accounts of registered investment advisers may be subject to the investment minimums described above.

The Fund's shares are available for purchase and are redeemable on any business day through your investment dealer, directly from the Fund by writing to the Fund at Natixis Funds, P.O. Box 219579, Kansas City, MO 64121-9579, by exchange, by wire, by internet at [im.natixis.com](http://im.natixis.com) (certain restrictions may apply), through the Automated Clearing House system, or, in the case of redemptions, by telephone at 800-225-5478 or by the Systematic Withdrawal Plan.

## Tax Information

Fund distributions are generally taxable to you as ordinary income or capital gains, except for distributions to retirement plans and other investors that qualify for tax-advantaged treatment under U.S. federal income tax law generally. Investments in such tax-advantaged plans will generally be taxed only upon withdrawal of monies from the tax-advantaged arrangement.

## Payments to Broker-Dealers and Other Financial Intermediaries

If you purchase shares of the Fund through a broker-dealer or other financial intermediary (such as a bank), the Fund and its related companies may pay the intermediary for the sale of the Fund shares and related services. These payments may create a conflict of interest by influencing the broker-dealer or other intermediary and your salesperson to recommend the Fund over another investment. Ask your salesperson or visit your financial intermediary's website for more information.

# Loomis Sayles Growth Fund

## Investment Goal

The Fund's investment goal is long-term growth of capital.

## Fund Fees & Expenses

The following table describes the fees and expenses that you may pay if you buy and hold shares of the Fund. You may qualify for sales charge discounts if you and your family invest, or agree to invest in the future, at least \$50,000 in the Natixis Fund Complex. More information about these and other discounts is available from your financial professional and in the section "How Sales Charges Are Calculated" on page 49 of the Prospectus, in Appendix A to the Prospectus and on page 108 in the section "Reduced Sales Charges" of the Statement of Additional Information ("SAI").

### Shareholder Fees

(fees paid directly from your investment)

	Class A	Class C	Class N	Class T	Class Y
Maximum sales charge (load) imposed on purchases (as a percentage of offering price)	5.75%	None	None	2.50%	None
Maximum deferred sales charge (load) (as a percentage of original purchase price or redemption proceeds, as applicable)	None*	1.00%	None	None	None
Redemption fees	None	None	None	None	None

\* A 1.00% contingent deferred sales charge ("CDSC") may apply to certain purchases of Class A shares of \$1,000,000 or more that are redeemed within eighteen months of the date of purchase.

### Annual Fund Operating Expenses

(expenses that you pay each year as a percentage of the value of your investment)

	Class A	Class C	Class N	Class T	Class Y
Management fees	0.50%	0.50%	0.50%	0.50%	0.50%
Distribution and/or service (12b-1) fees	0.25%	1.00%	0.00%	0.25%	0.00%
Other expenses	0.15%	0.15%	0.08%	0.15% <sup>1</sup>	0.15%
Total annual fund operating expenses	0.90%	1.65%	0.58%	0.90%	0.65%
Fee waiver and/or expense reimbursement <sup>2,3</sup>	0.00%	0.00%	0.00%	0.00%	0.00%
Total annual fund operating expenses after fee waiver and/or expense reimbursement	0.90%	1.65%	0.58%	0.90%	0.65%

1 Other expenses are estimated for the current fiscal year.

2 Loomis, Sayles & Company, L.P. ("Loomis Sayles" or the "Adviser") has given a binding contractual undertaking to the Fund to limit the amount of the Fund's total annual fund operating expenses to 1.25%, 2.00%, 0.95%, 1.25% and 1.00% of the Fund's average daily net assets for Class A, C, N, T and Y shares, respectively, exclusive of brokerage expenses, interest expense, taxes, acquired fund fees and expenses, organizational and extraordinary expenses, such as litigation and indemnification expenses. This undertaking is in effect through January 31, 2020 and may be terminated before then only with the consent of the Fund's Board of Trustees. The Adviser will be permitted to recover, on a class by class basis, management fees waived and/or expenses reimbursed to the extent that expenses in later periods fall below the applicable expense limitations for Class A, C, N, T and Y shares. The Fund will not be obligated to repay any such waived/reimbursed fees and expenses more than one year after the end of the fiscal year in which the fees or expenses were waived/reimbursed.

3 Natixis Advisors, L.P. has given a binding contractual undertaking to the Fund to reimburse any and all transfer agency expenses attributable to accounts admitted to Class N shares via a prospectus provision that allows Natixis Distribution, L.P., at its sole discretion, to waive the investment minimum for accounts as to which the relevant financial intermediary has provided assurances, in writing, that the accounts will be held in omnibus fashion beginning no more than two years following the establishment date of such accounts in Class N shares. This undertaking is in effect through June 30, 2019 and may be terminated before then only with the consent of the Fund's Board of Trustees.

### Example

This example is intended to help you compare the cost of investing in the Fund with the cost of investing in other mutual funds. The example assumes that you invest \$10,000 in the Fund for the time periods indicated and then redeem all of your shares at the end of those periods (except where indicated). The example also assumes that your investment has a 5% return each year and that the Fund's operating expenses remain the same. Although your actual costs may be higher or lower, based on these assumptions your costs would be:



## Fund Summary

<b>If shares are redeemed:</b>	<b>1 year</b>	<b>3 years</b>	<b>5 years</b>	<b>10 years</b>
Class A	\$ 662	\$ 845	\$ 1,045	\$ 1,619
Class C	\$ 268	\$ 520	\$ 897	\$ 1,955
Class N	\$ 59	\$ 186	\$ 324	\$ 726
Class T	\$ 340	\$ 530	\$ 736	\$ 1,330
Class Y	\$ 66	\$ 208	\$ 362	\$ 810

<b>If shares are not redeemed:</b>	<b>1 year</b>	<b>3 years</b>	<b>5 years</b>	<b>10 years</b>
Class C	\$ 168	\$ 520	\$ 897	\$ 1,955

### Portfolio Turnover

The Fund pays transaction costs, such as commissions, when it buys and sells securities (or “turns over” its portfolio). A higher portfolio turnover rate may indicate higher transaction costs and may result in higher taxes for you if your Fund shares are held in a taxable account. These costs, which are not reflected in annual fund operating expenses or in the example, affect the Fund’s performance. During its most recently ended fiscal year, the Fund’s portfolio turnover rate was 11% of the average value of its portfolio.

## Investments, Risks and Performance

### Principal Investment Strategies

Under normal market conditions, the Fund will invest primarily in equity securities, including common stocks, convertible securities and warrants. The Fund focuses on stocks of large capitalization companies, but the Fund may invest in companies of any size.

The Fund normally invests across a wide range of sectors and industries. The Fund’s portfolio manager employs a growth style of equity management, which means that the Fund seeks to invest in companies with sustainable competitive advantages, long-term structural growth drivers, attractive cash flow returns on invested capital, and management teams focused on creating long-term value for shareholders. The Fund’s portfolio manager also aims to invest in companies when they trade at a significant discount to the estimate of intrinsic value.

The Fund will consider selling a portfolio investment when the portfolio manager believes an unfavorable structural change occurs within a given business or the markets in which it operates, a critical underlying investment assumption is flawed, when a more attractive reward-to-risk opportunity becomes available, when the current price fully reflects intrinsic value, or for other investment reasons which the portfolio manager deems appropriate.

The Fund may also invest up to 20% of its assets in foreign securities, including depositary receipts and emerging market securities. Although certain equity securities purchased by the Fund may be issued by domestic companies incorporated outside of the United States, the Adviser does not consider these securities to be foreign if they are included in the U.S. equity indices published by S&P Global Ratings or Russell Investments or if the security’s country of risk defined by Bloomberg is the United States. The Fund may also engage in foreign currency transactions (including foreign currency forwards and foreign currency futures) for hedging purposes, invest in options for hedging and investment purposes and invest in securities issued pursuant to Rule 144A under the Securities Act of 1933 (“Rule 144A securities”). Except as provided above or as required by applicable law, the Fund is not limited in the percentage of its assets that it may invest in these instruments.

### Principal Investment Risks

The principal risks of investing in the Fund are summarized below. The Fund does not represent a complete investment program. You may lose money by investing in the Fund.

**Credit/Counterparty Risk:** Credit/counterparty risk is the risk that the issuer or guarantor of a fixed-income security, or the counterparty to a derivatives or other transaction, will be unable or unwilling to make timely payments of interest or principal or to otherwise honor its obligations. The Fund will be subject to credit risks with respect to the counterparties of its derivatives transactions. Many of the protections afforded to participants on organized exchanges, such as the performance guarantee of an exchange clearing house, are not available in connection with over-the-counter (“OTC”) derivatives transactions, such as foreign currency transactions. As a result, in instances when the Fund enters into OTC derivatives transactions, the Fund will be subject to the risk that its counterparties will not perform their obligations under the transactions and that the Fund will sustain losses or be unable to realize gains.

**Currency Risk:** Fluctuations in the exchange rates between different currencies may negatively affect an investment. The Fund may be subject to currency risk because it may invest in currency related instruments and may invest in securities or other instruments denominated in, or that generate income denominated in, foreign currencies. The Fund may elect not to hedge currency risk, or may hedge such risk imperfectly, which may cause the Fund to incur losses that would not have been incurred had the risk been hedged.

**Derivatives Risk:** Derivative instruments (such as those in which the Fund may invest, including foreign currency forwards, foreign currency futures and options) are subject to changes in the value of the underlying assets or indices on which such instruments are based. There is no guarantee that the use of derivatives will be effective or that suitable transactions will be available. Even a small investment in derivatives may give rise to leverage risk and can have

## Fund Summary

---

a significant impact on the Fund's exposure to securities market values, interest rates or currency exchange rates. It is possible that the Fund's liquid assets may be insufficient to support its obligations under its derivatives positions. The use of derivatives for other than hedging purposes may be considered a speculative activity, and involves greater risks than are involved in hedging. The use of derivatives may cause the Fund to incur losses greater than those that would have occurred had derivatives not been used. The Fund's use of derivatives such as foreign currency forwards, foreign currency futures and options, involves other risks, such as the credit risk relating to the other party to a derivative contract (which is greater for forward currency contracts and other OTC derivatives), the risk of difficulties in pricing and valuation, the risk that changes in the value of a derivative may not correlate as expected with changes in the value of relevant assets, rates or indices, liquidity risk, allocation risk and the risk of losing more than the initial margin required to initiate derivatives positions. There is also the risk that the Fund may be unable to terminate or sell a derivatives position at an advantageous time or price. The Fund's derivative counterparties may experience financial difficulties or otherwise be unwilling or unable to honor their obligations, possibly resulting in losses to the Fund.

**Emerging Markets Risk:** In addition to the risks of investing in foreign investments generally, emerging markets investments are subject to greater risks arising from political or economic instability, nationalization or confiscatory taxation, currency exchange restrictions, sanctions by the U.S. government and an issuer's unwillingness or inability to make principal or interest payments on its obligations. Emerging markets companies may be smaller and have shorter operating histories than companies in developed markets.

**Equity Securities Risk:** The value of the Fund's investments in equity securities could be subject to unpredictable declines in the value of individual securities and periods of below-average performance in individual securities or in the equity market as a whole. Growth stocks are generally more sensitive to market movements than other types of stocks primarily because their stock prices are based heavily on future expectations. If the Adviser's assessment of the prospects for a company's growth is wrong, or if the Adviser's judgment of how other investors will value the company's growth is wrong, then the price of the company's stock may fall or not approach the value that the Adviser has placed on it. Value stocks also present the risk that their lower valuations fairly reflect their business prospects and that investors will not agree that the stocks represent favorable investment opportunities, and they may fall out of favor with investors and underperform growth stocks during any given period. In the event an issuer is liquidated or declares bankruptcy, the claims of owners of the issuer's bonds generally take precedence over the claims of those who own preferred stock or common stock.

**Foreign Securities Risk:** Investments in foreign securities may be subject to greater political, economic, environmental, credit/counterparty and information risks. The Fund's investments in foreign securities also are subject to foreign currency fluctuations and other foreign currency-related risks. Foreign securities may be subject to higher volatility than U.S. securities, varying degrees of regulation and limited liquidity.

**Leverage Risk:** Use of derivative instruments may involve leverage. Leverage is the risk associated with securities or practices that multiply small index, market or asset-price movements into larger changes in value. The use of leverage increases the impact of gains and losses on a fund's returns, and may lead to significant losses if investments are not successful.

**Liquidity Risk:** Liquidity risk is the risk that the Fund may be unable to find a buyer for its investments when it seeks to sell them or to receive the price it expects. Decreases in the number of financial institutions willing to make markets in the Fund's investments or in their capacity or willingness to transact may increase the Fund's exposure to this risk. Events that may lead to increased redemptions, such as market disruptions or increases in interest rates, may also negatively impact the liquidity of the Fund's investments when it needs to dispose of them. If the Fund is forced to sell its investments at an unfavorable time and/or under adverse conditions in order to meet redemption requests, such sales could negatively affect the Fund. Securities acquired in a private placement, such as Rule 144A securities, are generally subject to significant liquidity risk because they are subject to strict restrictions on resale and there may be no liquid secondary market or ready purchaser for such securities. Non-exchange traded derivatives are generally subject to greater liquidity risk as well. Liquidity issues may also make it difficult to value the Fund's investments.

**Management Risk:** A strategy used by the Fund's portfolio manager may fail to produce the intended result.

**Market/Issuer Risk:** The market value of the Fund's investments will move up and down, sometimes rapidly and unpredictably, based upon overall market and economic conditions, as well as a number of reasons that directly relate to the issuers of the Fund's investments, such as management performance, financial condition and demand for the issuers' goods and services.

**Small- and Mid-Capitalization Companies Risk:** Compared to large-capitalization companies, small- and mid-capitalization companies are more likely to have limited product lines, markets or financial resources. Stocks of these companies often trade less frequently and in limited volume and their prices may fluctuate more than stocks of large-capitalization companies. As a result, it may be relatively more difficult for the Fund to buy and sell securities of small- and mid-capitalization companies.

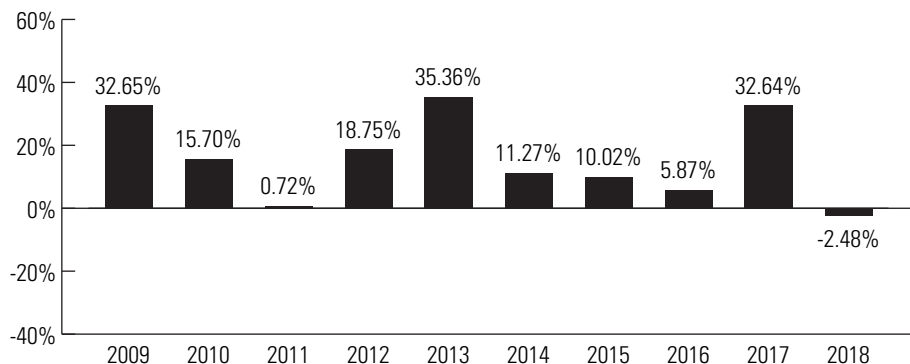
## Fund Summary

### Risk/Return Bar Chart and Table

The bar chart and table shown below provide some indication of the risks of investing in the Fund by showing changes in the Fund's performance from year-to-year and by showing how the Fund's average annual returns for the one-year, five-year, ten-year and life-of-class periods (as applicable) compare to those of a broad measure of market performance. The Fund's past performance (before and after taxes) does not necessarily indicate how the Fund will perform in the future. Updated performance information is available online at [im.natixis.com](http://im.natixis.com) and/or by calling the Fund toll-free at 800-225-5478.

The chart does not reflect any sales charge that you may be required to pay when you buy or redeem the Fund's shares. A sales charge will reduce your return.

#### Total Returns for Class Y Shares



Highest Quarterly Returns:

Third Quarter 2010, 15.01%

Lowest Quarterly Return:

Second Quarter 2010, -12.73%

#### Average Annual Total Returns

(for the periods ended December 31, 2018)

	Past 1 Year	Past 5 Years	Past 10 Years	Life of Class N (2/1/13)
Class Y - Return Before Taxes	-2.48%	10.89%	15.34%	-
Return After Taxes on Distributions	-3.78%	10.33%	15.01%	-
Return After Taxes on Distributions and Sale of Fund Shares	-0.57%	8.64%	13.03%	-
Class A - Return Before Taxes	-8.32%	9.31%	14.34%	-
Class C - Return Before Taxes	-4.36%	9.77%	14.19%	-
Class N - Return Before Taxes	-2.39%	10.93%	-	13.44%
Class T - Return Before Taxes	-5.13%	10.06%	14.75%	-
Russell 1000® Growth Index	-1.51%	10.40%	15.29%	13.18%

The Fund did not have Class T shares outstanding during the periods shown above. The returns of Class T shares would have been substantially similar to the returns of the Fund's other share classes because they would have been invested in the same portfolio of securities and would only differ to the extent the other share classes did not have the same expenses. Performance of Class T shares shown above is that of Class A shares, which have the same expenses as Class T shares, restated to reflect the different sales load applicable to Class T shares.

After-tax returns are calculated using the historical highest individual federal marginal income tax rates and do not reflect the impact of state and local taxes. Actual after-tax returns depend on an investor's tax situation and may differ from those shown. After-tax returns shown are not relevant to investors who hold their shares through tax-advantaged arrangements, such as 401(k) plans, qualified plans, education savings accounts, such as 529 plans, or individual retirement accounts. The Return After Taxes on Distributions and Sale of Fund Shares for the 1-year period exceeds the Return Before Taxes due to an assumed tax benefit from losses on a sale of Fund shares at the end of the measurement period. The after-tax returns are shown for only one class of the Fund. After-tax returns for the other classes of the Fund will vary. Index performance reflects no deduction for fees, expenses or taxes.

## Management

### Investment Adviser

Loomis, Sayles & Company, L.P.

### Portfolio Manager

Aziz V. Hamzaogullari, CFA<sup>®</sup>, Chief Investment Officer of the Growth Equity Strategies Team at the Adviser, has served as portfolio manager of the Fund since 2010.

## Purchase and Sale of Fund Shares

In the best interest of current shareholders and in order to preserve the investment team's ability to efficiently manage future cash flow, Loomis Sayles Growth Fund is currently closed to new investors. Shares of the Fund are available for purchase only by existing shareholders and clients of registered investment advisers and registered representatives trading through intermediaries where the Fund is already available.

Defined contribution and defined benefit plans will be permitted to invest in the Fund if they started the process of adding the Fund as an investment option based on discussions with Loomis Sayles prior to April 28, 2017 and added the Fund to the plan line-up by December 31, 2017.

### Class A and C Shares

The following chart shows the investment minimums for various types of accounts:

Type of Account	Minimum Initial Purchase	Minimum Subsequent Purchase
Any account other than those listed below	\$ 2,500	\$ 50
For shareholders participating in Natixis Funds' Investment Builder Program	\$ 1,000	\$ 50
For Traditional IRA, Roth IRA, Rollover IRA, SEP-IRA and Keogh plans using the Natixis Funds' prototype document (direct accounts, not held through intermediary)	\$ 1,000	\$ 50
Coverdell Education Savings Accounts using the Natixis Funds' prototype document (direct accounts, not held through intermediary)	\$ 500	\$ 50

There is no initial or subsequent investment minimum for:

- **Fee Based Programs** (such as a wrap accounts) where an advisory fee is paid to the broker-dealer or other financial intermediary. Please consult your financial representative to determine if your fee based program is subject to additional or different conditions or fees.
- **Certain Retirement Plans.** Please consult your retirement plan administrator to determine if your retirement plan is subject to additional or different conditions or fees.
- Clients of a **Registered Investment Adviser** where the Registered Investment Adviser receives an advisory, management or consulting fee.

### Class N Shares

Class N shares of the Fund are subject to a \$1,000,000 initial investment minimum. There is no initial investment minimum for Certain Retirement Plans and funds of funds that are distributed by Natixis Distribution, L.P. Sub accounts held within an omnibus account, where the omnibus account has at least \$1,000,000, are not required to meet the investment minimum. There is no subsequent investment minimum for these shares. In its sole discretion, Natixis Distribution, L.P. may waive the investment minimum requirement for accounts as to which the relevant financial intermediary has provided assurances, in writing, that the accounts will be converted to and held in omnibus fashion subject to the requirements above beginning no more than two years following the establishment date of such accounts in Class N shares.

### Class T Shares

Class T shares of the Fund are not currently available for purchase.

Class T shares of the Fund may only be purchased by investors who are investing through an authorized third party, such as a broker-dealer or other financial intermediary, that has entered into a selling agreement with Natixis Distribution, L.P. Investors may not hold Class T shares directly with the Fund. Class T shares are subject to a minimum initial investment of \$2,500 and a minimum subsequent investment of \$50. Not all financial intermediaries make Class T shares available to their clients.

### Class Y Shares

Class Y shares of the Fund are generally subject to a minimum initial investment of \$100,000 and a minimum subsequent investment of \$50, except there is no minimum initial or subsequent investment for:

- **Fee Based Programs** (such as a wrap accounts) where an advisory fee is paid to the broker-dealer or other financial intermediary. Please consult your financial representative to determine if your fee based program is subject to additional or different conditions or fees.

## Fund Summary

---

- **Certain Retirement Plans.** Please consult your retirement plan administrator to determine if your retirement plan is subject to additional or different conditions or fees.
- **Certain Individual Retirement Accounts** if the amounts invested represent rollover distributions from investments by any of the retirement plans invested in the Fund.
- Clients of a **Registered Investment Adviser** where the Registered Investment Adviser receives an advisory, management or consulting fee.
- **Fund Trustees**, former Fund trustees, employees of affiliates of the Natixis Funds and other individuals who are affiliated with any Natixis Fund (this also applies to any spouse, parents, children, siblings, grandparents, grandchildren and in-laws of those mentioned) and Natixis affiliate employee benefit plans.

At the discretion of Natixis Advisors, L.P., clients of Natixis Advisors, L.P. and its affiliates may purchase Class Y shares of the Fund below the stated minimums.

Due to operational limitations at your financial intermediary, certain fee based programs, retirement plans, individual retirement accounts and accounts of registered investment advisers may be subject to the investment minimums described above.

The Fund's shares are available for purchase and are redeemable on any business day through your investment dealer, directly from the Fund by writing to the Fund at Natixis Funds, P.O. Box 219579, Kansas City, MO 64121-9579, by exchange, by wire, by internet at [im.natixis.com](http://im.natixis.com) (certain restrictions may apply), through the Automated Clearing House system, or, in the case of redemptions, by telephone at 800-225-5478 or by the Systematic Withdrawal Plan.

## Tax Information

Fund distributions are generally taxable to you as ordinary income or capital gains, except for distributions to retirement plans and other investors that qualify for tax-advantaged treatment under U.S. federal income tax law generally. Investments in such tax-advantaged plans will generally be taxed only upon withdrawal of monies from the tax-advantaged arrangement.

## Payments to Broker-Dealers and Other Financial Intermediaries

If you purchase shares of the Fund through a broker-dealer or other financial intermediary (such as a bank), the Fund and its related companies may pay the intermediary for the sale of the Fund shares and related services. These payments may create a conflict of interest by influencing the broker-dealer or other intermediary and your salesperson to recommend the Fund over another investment. Ask your salesperson or visit your financial intermediary's website for more information.

# Loomis Sayles Intermediate Duration Bond Fund

## Investment Goal

The Fund's investment objective is above-average total return through a combination of current income and capital appreciation.

## Fund Fees & Expenses

The following table describes the fees and expenses that you may pay if you buy and hold shares of the Fund. You may qualify for sales charge discounts if you and your family invest, or agree to invest in the future, at least \$100,000 in the Natixis Fund Complex. More information about these and other discounts is available from your financial professional and in the section "How Sales Charges Are Calculated" on page 49 of the Prospectus, in Appendix A to the Prospectus and on page 108 in the section "Reduced Sales Charges" of the Statement of Additional Information ("SAI").

### Shareholder Fees

(fees paid directly from your investment)

	Class A	Class C	Class N	Class T	Class Y
Maximum sales charge (load) imposed on purchases (as a percentage of offering price)	4.25%	None	None	2.50%	None
Maximum deferred sales charge (load) (as a percentage of original purchase price or redemption proceeds, as applicable)	None*	1.00%	None	None	None
Redemption fees	None	None	None	None	None

\* A 1.00% contingent deferred sales charge ("CDSC") may apply to certain purchases of Class A shares of \$1,000,000 or more that are redeemed within eighteen months of the date of purchase.

### Annual Fund Operating Expenses

(expenses that you pay each year as a percentage of the value of your investment)

	Class A	Class C	Class N	Class T	Class Y
Management fees	0.25%	0.25%	0.25%	0.25%	0.25%
Distribution and/or service (12b-1) fees	0.25%	1.00%	0.00%	0.25%	0.00%
Other expenses	0.20%	0.20%	0.15% <sup>1</sup>	0.20% <sup>1</sup>	0.20%
Total annual fund operating expenses	0.70%	1.45%	0.40%	0.70%	0.45%
Fee waiver and/or expense reimbursement <sup>2,3</sup>	0.05%	0.05%	0.05%	0.05%	0.05%
Total annual fund operating expenses after fee waiver and/or expense reimbursement	0.65%	1.40%	0.35%	0.65%	0.40%

<sup>1</sup> Other expenses are estimated for the current fiscal year.

<sup>2</sup> Loomis, Sayles & Company, L.P. ("Loomis Sayles" or the "Adviser") has given a binding contractual undertaking to the Fund to limit the amount of the Fund's total annual fund operating expenses to 0.65%, 1.40%, 0.35%, 0.65% and 0.40% of the Fund's average daily net assets for Class A, C, N, T and Y shares, respectively, exclusive of brokerage expenses, interest expense, taxes, acquired fund fees and expenses, organizational and extraordinary expenses, such as litigation and indemnification expenses. This undertaking is in effect through January 31, 2020 and may be terminated before then only with the consent of the Fund's Board of Trustees. The Adviser will be permitted to recover, on a class by class basis, management fees waived and/or expenses reimbursed to the extent that expenses in later periods fall below the applicable expense limitations for Class A, C, N, T and Y shares. The Fund will not be obligated to repay any such waived/reimbursed fees and expenses more than one year after the end of the fiscal year in which the fees or expenses were waived/reimbursed.

<sup>3</sup> Natixis Advisors, L.P. has given a binding contractual undertaking to the Fund to reimburse any and all transfer agency expenses for Class N shares. This undertaking is in effect through January 31, 2020 and may be terminated before then only with the consent of the Fund's Board of Trustees.

### Example

This example is intended to help you compare the cost of investing in the Fund with the cost of investing in other mutual funds. The example assumes that you invest \$10,000 in the Fund for the time periods indicated and then redeem all of your shares at the end of those periods (except where indicated). The example also assumes that your investment has a 5% return each year and that the Fund's operating expenses remain the same, except that the example is based on the Total Annual Fund Operating Expenses After Fee Waiver and/or Expense Reimbursement assuming that such waiver and/or reimbursement will only be in place through the dates noted above and on the Total Annual Fund Operating Expenses for the remaining periods. Although your actual costs may be higher or lower, based on these assumptions your costs would be:

If shares are redeemed:	1 year	3 years	5 years	10 years
Class A	\$ 489	\$ 635	\$ 793	\$ 1,254
Class C	\$ 243	\$ 454	\$ 787	\$ 1,731

## Fund Summary

<b>If shares are redeemed:</b>	<b>1 year</b>	<b>3 years</b>	<b>5 years</b>	<b>10 years</b>
Class N	\$ 36	\$ 123	\$ 219	\$ 500
Class T	\$ 315	\$ 463	\$ 625	\$ 1,094
Class Y	\$ 41	\$ 139	\$ 247	\$ 562

<b>If shares are not redeemed:</b>	<b>1 year</b>	<b>3 years</b>	<b>5 years</b>	<b>10 years</b>
Class C	\$ 143	\$ 454	\$ 787	\$ 1,731

### Portfolio Turnover

The Fund pays transaction costs, such as commissions, when it buys and sells securities (or “turns over” its portfolio). A higher portfolio turnover rate may indicate higher transaction costs and may result in higher taxes for you if your Fund shares are held in a taxable account. These costs, which are not reflected in annual fund operating expenses or in the example, affect the Fund’s performance. During its most recently ended fiscal year, the Fund’s portfolio turnover rate was 152% of the average value of its portfolio.

## Investments, Risks and Performance

### Principal Investment Strategies

Under normal circumstances, the Fund will invest at least 80% of its net assets (plus any borrowings made for investment purposes) in fixed-income securities (for example, bonds and other investments that Loomis Sayles believes have similar economic characteristics, such as notes, debentures and loans). It is anticipated that the Fund’s weighted average duration will generally be between two and five years. Duration is a measure of the expected life of a fixed-income security that is used to determine the sensitivity of a security’s price to changes in interest rates. A fund with a longer average portfolio duration will be more sensitive to changes in interest rates than a fund with a shorter average portfolio duration. By way of example, the price of a bond fund with an average duration of five years would be expected to fall approximately 5% if interest rates rose by one percentage point.

The Fund will purchase only investment-grade fixed-income securities, which are those securities that are rated in one of the top four rating categories at the time of purchase by at least one of the three major ratings agencies (Moody’s Investors Service, Inc., Fitch Investor Services, Inc. or S&P Global Ratings) or, if unrated, are determined by Loomis Sayles to be of comparable quality. The Fund may continue to hold up to 10% of its net assets in securities that are downgraded to a rating below investment-grade subsequent to their purchase if Loomis Sayles believes it is appropriate to do so.

In deciding which securities to buy and sell, Loomis Sayles may consider a number of factors related to the bond issue and the current bond market including, for example, the stability and volatility of a country’s bond markets, the financial strength of the issuer, current interest rates, current valuations, Loomis Sayles’ expectations regarding general trends in interest rates and currency considerations. Loomis Sayles will also consider how purchasing or selling a bond would impact the overall portfolio’s risk profile (for example, its sensitivity to currency risk, interest rate risk and sector-specific risk) and potential return (income and capital gains).

Three themes typically drive the Fund’s investment approach. First, Loomis Sayles generally seeks fixed-income securities that are attractively valued relative to the Loomis Sayles’ credit research team’s assessment of credit risk. The broad coverage combined with the objective of identifying attractive investment opportunities makes this an important component of the investment approach. Second, the Fund may invest significantly in securities the prices of which Loomis Sayles believes are more sensitive to events related to the underlying issuer than to changes in general interest rates or overall market default rates. These securities may not have a direct correlation with changes in interest rates, thus helping to manage interest rate risk and to offer diversified sources for return. Third, Loomis Sayles analyzes different sectors of the economy and differences in the yields (“spreads”) of various fixed-income securities in an effort to find securities that it believes may produce attractive returns for the Fund in comparison to their risk.

The Fund may invest up to 20% of its assets in U.S. dollar-denominated foreign securities, including emerging market securities. The Fund may invest without limit in obligations of supranational entities (e.g., the World Bank). Although certain securities purchased by the Fund may be issued by domestic companies incorporated outside of the United States, the Adviser does not consider these securities to be foreign if the issuer is included in the U.S. fixed-income indices published by Bloomberg Barclays. The Fund may also invest in mortgage-related securities, including mortgage dollar rolls. The Fund may also engage in futures transactions for hedging and investment purposes.

The fixed-income securities in which the Fund may invest include, among other things, corporate bond and other debt securities (including junior and senior bonds), U.S. government securities, zero-coupon securities, collateralized loan obligations, mortgage-backed securities and other asset-backed securities, real estate investment trusts (“REITs”) and securities issued pursuant to Rule 144A under the Securities Act of 1933 (“Rule 144A securities”).

The Fund may also engage in active and frequent trading of securities. Frequent trading may produce a high level of taxable gains, including short-term capital gains taxable as ordinary income, as well as increased trading costs, which may lower the Fund’s return.

## Fund Summary

---

### Principal Investment Risks

The principal risks of investing in the Fund are summarized below. The Fund does not represent a complete investment program. You may lose money by investing in the Fund.

**Below Investment Grade Fixed-Income Securities Risk:** The Fund's investments in below investment grade fixed-income securities, also known as "junk bonds," may be subject to greater risks than other fixed-income securities, including being subject to greater levels of interest rate risk, credit/counterparty risk (including a greater risk of default) and liquidity risk. The ability of the issuer to make principal and interest payments is predominantly speculative for below investment grade fixed-income securities.

**Credit/Counterparty Risk:** Credit/counterparty risk is the risk that the issuer or guarantor of a fixed-income security, or the counterparty to a derivatives or other transaction, will be unable or unwilling to make timely payments of interest or principal or to otherwise honor its obligations. The Fund will be subject to credit risks with respect to the counterparties of its derivatives transactions. Many of the protections afforded to participants on organized exchanges, such as the performance guarantee of an exchange clearing house, are not available in connection with over-the-counter ("OTC") derivatives transactions, such as foreign currency transactions. As a result, in instances when the Fund enters into OTC derivatives transactions, the Fund will be subject to the risk that its counterparties will not perform their obligations under the transactions and that the Fund will sustain losses or be unable to realize gains.

**Currency Risk:** Fluctuations in the exchange rates between different currencies may negatively affect an investment. The Fund may be subject to currency risk because it may invest in securities or other instruments that generate income denominated in foreign currencies. The Fund may elect not to hedge currency risk, or may hedge such risk imperfectly, which may cause the Fund to incur losses that would not have been incurred had the risk been hedged.

**Derivatives Risk:** Derivative instruments (such as those in which the Fund may invest, including futures transactions) are subject to changes in the value of the underlying assets or indices on which such instruments are based. There is no guarantee that the use of derivatives will be effective or that suitable transactions will be available. Even a small investment in derivatives may give rise to leverage risk and can have a significant impact on the Fund's exposure to securities markets values, interest rates or currency exchange rates. It is possible that the Fund's liquid assets may be insufficient to support its obligations under its derivatives positions. The use of derivatives for other than hedging purposes may be considered a speculative activity, and involves greater risks than are involved in hedging. The use of derivatives may cause the Fund to incur losses greater than those that would have occurred had derivatives not been used. The Fund's use of derivatives involves other risks, such as the credit risk relating to the other party to a derivative contract (which is greater for OTC derivatives), the risk of difficulties in pricing and valuation, the risk that changes in the value of a derivative may not correlate as expected with changes in the value of relevant assets, rates or indices, liquidity risk, allocation risk and the risk of losing more than the initial margin required to initiate derivatives positions. There is also the risk that the Fund may be unable to terminate or sell a derivatives position at an advantageous time or price. The Fund's derivative counterparties may experience financial difficulties or otherwise be unwilling or unable to honor their obligations, possibly resulting in losses to the Fund.

**Emerging Markets Risk:** In addition to the risks of investing in foreign investments generally, emerging markets investments are subject to greater risks arising from political or economic instability, nationalization or confiscatory taxation, currency exchange restrictions, sanctions by the U.S. government and an issuer's unwillingness or inability to make principal or interest payments on its obligations. Emerging markets companies may be smaller and have shorter operating histories than companies in developed markets.

**Foreign Securities Risk:** Investments in foreign securities may be subject to greater political, economic, environmental, credit/counterparty and information risks. The Fund's investments in foreign securities also are subject to foreign currency fluctuations and other foreign currency-related risks. Foreign securities may be subject to higher volatility than U.S. securities, varying degrees of regulation and limited liquidity.

**Interest Rate Risk:** Interest rate risk is the risk that the value of the Fund's investments will fall if interest rates rise. Generally, the value of fixed-income securities rises when prevailing interest rates fall and falls when interest rates rise. Interest rate risk generally is greater for funds that invest in fixed-income securities with relatively longer durations than for funds that invest in fixed-income securities with shorter durations. The value of zero-coupon bonds may be more sensitive to fluctuations in interest rates than other fixed-income securities. In addition, an economic downturn or period of rising interest rates could adversely affect the market for these securities and reduce the Fund's ability to sell them, negatively impacting the performance of the Fund. Potential future changes in government monetary policy may affect the level of interest rates, and the current historically low interest rate environment increases the likelihood of interest rates rising in the future.

**Large Investor Risk:** Ownership of shares of the Fund may be concentrated in one or a few large investors. Such investors may redeem shares in large quantities or on a frequent basis. Redemptions by a large investor can affect the performance of the Fund, may increase realized capital gains, including short-term capital gains taxable as ordinary income, may accelerate the realization of taxable income to shareholders and may increase transaction costs. These transactions potentially limit the use of any capital loss carryforwards and certain other losses to offset future realized capital gains (if any). Such transactions may also increase the Fund's expenses.

**Leverage Risk:** Use of derivative instruments may involve leverage. Leverage is the risk associated with securities or practices that multiply small index, market or asset-price movements into larger changes in value. The use of leverage increases the impact of gains and losses on a fund's returns, and may lead to significant losses if investments are not successful.

**Liquidity Risk:** Liquidity risk is the risk that the Fund may be unable to find a buyer for its investments when it seeks to sell them or to receive the price it expects. Decreases in the number of financial institutions willing to make markets in the Fund's investments or in their capacity or willingness to transact may increase the Fund's exposure to the risk. Events that may lead to increased redemptions, such as market disruptions or increases in interest rates, may also negatively impact the liquidity of the Fund's investments when it needs to dispose of them. If the Fund is forced to sell its investments at an unfavorable time



## Fund Summary

and/or under adverse conditions in order to meet redemption requests, such sales could negatively affect the Fund. Securities acquired in a private placement, such as Rule 144A securities, are generally subject to significant liquidity risk because they are subject to strict restrictions on resale and there may be no liquid secondary market or ready purchaser for such securities. Non-exchange traded derivatives are generally subject to greater liquidity risk as well. Liquidity issues may also make it difficult to value the Fund's investments.

**Management Risk:** A strategy used by the Fund's portfolio managers may fail to produce the intended result.

**Market/Issuer Risk:** The market value of the Fund's investments will move up and down, sometimes rapidly and unpredictably, based upon overall market and economic conditions, as well as a number of reasons that directly relate to the issuers of the Fund's investments, such as management performance, financial condition and demand for the issuers' goods and services.

**Mortgage-Related and Asset-Backed Securities Risk:** In addition to the risks associated with investments in fixed-income securities generally (for example, credit, liquidity and valuation risk), mortgage-related and asset-backed securities are subject to the risks of the mortgages and assets underlying the securities as well as prepayment risk, the risk that the securities may be prepaid and result in the reinvestment of the prepaid amounts in securities with lower yields than the prepaid obligations. Conversely, there is a risk that a rise in interest rates will extend the life of a mortgage-related or asset-backed security beyond the expected prepayment time, typically reducing the security's value, which is called extension risk. The Fund also may incur a loss when there is a prepayment of securities that were purchased at a premium. The Fund's investments in other asset-backed securities are subject to risks similar to those associated with mortgage-related securities, as well as additional risks associated with the nature of the assets and the servicing of those assets.

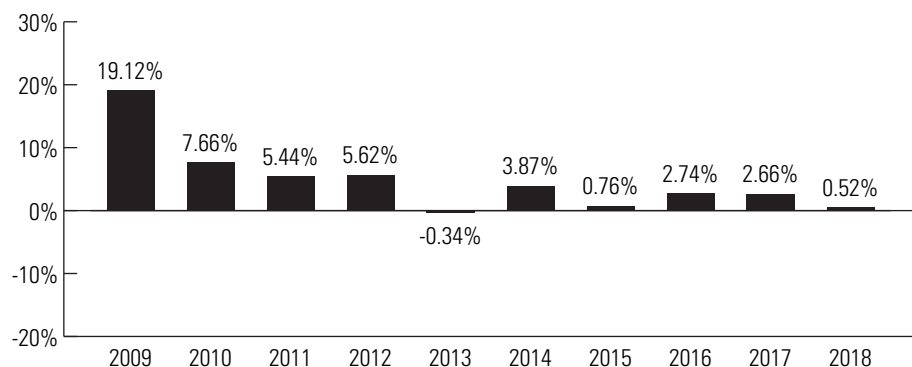
**REITs Risk:** Investments in the real estate industry, including REITs, are particularly sensitive to economic downturns and are sensitive to factors such as changes in real estate values, property taxes and tax laws, interest rates, cash flow of underlying real estate assets, occupancy rates, government regulations affecting zoning, land use and rents and the management skill and creditworthiness of the issuer. Companies in the real estate industry also may be subject to liabilities under environmental and hazardous waste laws. In addition, the value of a REIT is affected by changes in the value of the properties owned by the REIT or mortgage loans held by the REIT. REITs are also subject to default and prepayment risk. Many REITs are highly leveraged, increasing their risk. The Fund will indirectly bear its proportionate share of expenses, including management fees, paid by each REIT in which it invests in addition to the expenses of the Fund.

### Risk/Return Bar Chart and Table

The bar chart and table shown below provide some indication of the risks of investing in the Fund by showing changes in the Fund's performance from year-to-year and by showing how the Fund's average annual returns for the one-year, five-year and ten-year periods compare to those of a broad measure of market performance. The Fund's past performance (before and after taxes) does not necessarily indicate how the Fund will perform in the future. Updated performance information is available online at [im.natixis.com](http://im.natixis.com) and/or by calling the Fund toll-free at 800-225-5478.

The chart does not reflect any sales charge that you may be required to pay when you buy or redeem the Fund's shares. A sales charge will reduce your return.

#### Total Returns for Class Y Shares



Highest Quarterly Return:

Second Quarter 2009, 7.49%

Lowest Quarterly Return:

Second Quarter 2013, -2.07%

#### Average Annual Total Returns

(for the periods ended December 31, 2018)

	Past 1 Year	Past 5 Years	Past 10 Years
Class Y - Return Before Taxes	0.52%	2.10%	4.68%
Return After Taxes on Distributions	-0.58%	0.97%	3.38%
Return After Taxes on Distributions and Sale of Fund Shares	0.30%	1.10%	3.15%
Class A - Return Before Taxes	-3.96%	0.94%	3.96%
Class C - Return Before Taxes	-1.59%	1.04%	3.52%
Class T - Return Before Taxes	-2.23%	1.32%	4.14%

## Fund Summary

### Average Annual Total Returns

(for the periods ended December 31, 2018)

	Past 1 Year	Past 5 Years	Past 10 Years
Bloomberg Barclays U.S. Intermediate Government/Credit Bond Index	0.88%	1.86%	2.90%

Effective August 31, 2016, the Fund's Retail Class shares and Institutional Class shares were redesignated as Class A shares and Class Y shares respectively. Accordingly, the returns shown in the table for Class A shares prior to August 31, 2016 are those of Retail Class shares, restated to reflect the sales loads of Class A shares, and the returns in the table for Class Y shares prior to August 31, 2016 are those of Institutional Class shares. Prior to the inception of Retail Class shares (May 28, 2010), performance is that of Institutional Class shares, restated to reflect the higher net expenses and sales loads of Class A shares. Prior to the inception of Class C shares (August 31, 2016), performance is that of Retail Class shares, restated to reflect the higher net expenses and sales loads of Class C shares. The Fund revised its investment strategies on May 28, 2010; performance may have been different had the current investment strategies been in place for all periods shown.

The Fund did not have Class N or Class T shares outstanding during the periods shown above. The returns of Class N and Class T shares would have been substantially similar to the returns of the Fund's other share classes because they would have been invested in the same portfolio of securities and would only differ to the extent the other share classes did not have the same expenses. Performance of Class T shares shown above is that of Class A shares, which have the same expenses as Class T shares, restated to reflect the different sales load applicable to Class T shares.

After-tax returns are calculated using the historical highest individual federal marginal income tax rates and do not reflect the impact of state and local taxes. Actual after-tax returns depend on an investor's tax situation and may differ from those shown. After-tax returns shown are not relevant to investors who hold their shares through tax-advantaged arrangements, such as 401(k) plans, qualified plans, education savings accounts, such as 529 plans, or individual retirement accounts. The after-tax returns are shown for only one class of the Fund. After-tax returns for the other classes of the Fund will vary. Index performance reflects no deduction for fees, expenses or taxes.

## Management

### Investment Adviser

Loomis, Sayles & Company, L.P. ("Loomis Sayles")

### Portfolio Managers

Christopher T. Harms, Vice President of Loomis Sayles, has served as a portfolio manager of the Fund since 2012.

Clifton V. Rowe, CFA<sup>®</sup>, Vice President of Loomis Sayles, has served as a portfolio manager of the Fund since 2005.

Kurt L. Wagner, CFA<sup>®</sup>, CIC, Vice President of Loomis Sayles, has served as a portfolio manager of the Fund since 2012.

## Purchase and Sale of Fund Shares

### Class A and C Shares

The following chart shows the investment minimums for various types of accounts:

Type of Account	Minimum Initial Purchase	Minimum Subsequent Purchase
Any account other than those listed below	\$ 2,500	\$ 50
For shareholders participating in Natixis Funds' Investment Builder Program	\$ 1,000	\$ 50
For Traditional IRA, Roth IRA, Rollover IRA, SEP-IRA and Keogh plans using the Natixis Funds' prototype document (direct accounts, not held through intermediary)	\$ 1,000	\$ 50
Coverdell Education Savings Accounts using the Natixis Funds' prototype document (direct accounts, not held through intermediary)	\$ 500	\$ 50

There is no initial or subsequent investment minimum for:

- **Fee Based Programs** (such as a wrap accounts) where an advisory fee is paid to the broker-dealer or other financial intermediary. Please consult your financial representative to determine if your fee based program is subject to additional or different conditions or fees.
- **Certain Retirement Plans.** Please consult your retirement plan administrator to determine if your retirement plan is subject to additional or different conditions or fees.
- Clients of a **Registered Investment Adviser** where the Registered Investment Adviser receives an advisory, management or consulting fee.

### Class N Shares

Class N shares of the Fund are subject to a \$1,000,000 initial investment minimum. There is no initial investment minimum for Certain Retirement Plans and funds of funds that are distributed by Natixis Distribution, L.P. Sub accounts held within an omnibus account, where the omnibus account has at least

## Fund Summary

---

\$1,000,000, are not required to meet the investment minimum. There is no subsequent investment minimum for these shares. In its sole discretion, Natixis Distribution, L.P. may waive the investment minimum requirement for accounts as to which the relevant financial intermediary has provided assurances, in writing, that the accounts will be converted to and held in omnibus fashion subject to the requirements above beginning no more than two years following the establishment date of such accounts in Class N shares.

### Class T Shares

Class T shares of the Fund are not currently available for purchase.

Class T shares of the Fund may only be purchased by investors who are investing through an authorized third party, such as a broker-dealer or other financial intermediary, that has entered into a selling agreement with Natixis Distribution, L.P. Investors may not hold Class T shares directly with the Fund. Class T shares are subject to a minimum initial investment of \$2,500 and a minimum subsequent investment of \$50. Not all financial intermediaries make Class T shares available to their clients.

### Class Y Shares

Class Y shares of the Fund are generally subject to a minimum initial investment of \$100,000 and a minimum subsequent investment of \$50, except there is no minimum initial or subsequent investment for:

- **Fee Based Programs** (such as a wrap accounts) where an advisory fee is paid to the broker-dealer or other financial intermediary. Please consult your financial representative to determine if your fee based program is subject to additional or different conditions or fees.
- **Certain Retirement Plans.** Please consult your retirement plan administrator to determine if your retirement plan is subject to additional or different conditions or fees.
- **Certain Individual Retirement Accounts** if the amounts invested represent rollover distributions from investments by any of the retirement plans invested in the Fund.
- Clients of a **Registered Investment Adviser** where the Registered Investment Adviser receives an advisory, management or consulting fee.
- **Fund Trustees**, former Fund trustees, employees of affiliates of the Natixis Funds and other individuals who are affiliated with any Natixis Fund (this also applies to any spouse, parents, children, siblings, grandparents, grandchildren and in-laws of those mentioned) and Natixis affiliate employee benefit plans.

At the discretion of Natixis Advisors, L.P., clients of Natixis Advisors, L.P. and its affiliates may purchase Class Y shares of the Fund below the stated minimums.

Due to operational limitations at your financial intermediary, certain fee based programs, retirement plans, individual retirement accounts and accounts of registered investment advisers may be subject to the investment minimums described above.

The Fund's shares are available for purchase and are redeemable on any business day through your investment dealer, directly from the Fund by writing to the Fund at Natixis Funds, P.O. Box 219579, Kansas City, MO 64121-9579, by exchange, by wire, by internet at [im.natixis.com](http://im.natixis.com) (certain restrictions may apply), through the Automated Clearing House system, or, in the case of redemptions, by telephone at 800-225-5478 or by the Systematic Withdrawal Plan.

## Tax Information

Fund distributions are generally taxable to you as ordinary income or capital gains, except for distributions to retirement plans and other investors that qualify for tax-advantaged treatment under U.S. federal income tax law generally. Investments in such tax-advantaged plans will generally be taxed only upon withdrawal of monies from the tax-advantaged arrangement.

## Payments to Broker-Dealers and Other Financial Intermediaries

If you purchase shares of the Fund through a broker-dealer or other financial intermediary (such as a bank), the Fund and its related companies may pay the intermediary for the sale of the Fund shares and related services. These payments may create a conflict of interest by influencing the broker-dealer or other intermediary and your salesperson to recommend the Fund over another investment. Ask your salesperson or visit your financial intermediary's website for more information.

# Loomis Sayles Limited Term Government and Agency Fund

## Investment Goal

The Fund seeks high current return consistent with preservation of capital.

## Fund Fees & Expenses

The following table describes the fees and expenses that you may pay if you buy and hold shares of the Fund. You may qualify for sales charge discounts if you and your family invest, or agree to invest in the future, at least \$100,000 in the Natixis Fund Complex. More information about these and other discounts is available from your financial professional and in the section "How Sales Charges Are Calculated" on page 49 of the Prospectus, in Appendix A to the Prospectus and on page 108 in the section "Reduced Sales Charges" of the Statement of Additional Information ("SAI").

### Shareholder Fees

(fees paid directly from your investment)

	Class A	Class C	Class N	Class T	Class Y
Maximum sales charge (load) imposed on purchases (as a percentage of offering price)	2.25%	None	None	2.50%	None
Maximum deferred sales charge (load) (as a percentage of original purchase price or redemption proceeds, as applicable)	None*	1.00%	None	None	None
Redemption fees	None	None	None	None	None

\* A 0.75% contingent deferred sales charge ("CDSC") may apply to certain purchases of Class A shares of \$500,000 or more that are redeemed within eighteen months of the date of purchase.

### Annual Fund Operating Expenses

(expenses that you pay each year as a percentage of the value of your investment)

	Class A	Class C	Class N	Class T	Class Y
Management fees	0.37%	0.37%	0.37%	0.37%	0.37%
Distribution and/or service (12b-1) fees	0.25%	1.00%	0.00%	0.25%	0.00%
Other expenses	0.18%	0.18%	0.11%	0.18% <sup>1</sup>	0.18%
Total annual fund operating expenses	0.80%	1.55%	0.48%	0.80%	0.55%
Fee waiver and/or expense reimbursement <sup>2,3</sup>	0.00%	0.00%	0.02%	0.00%	0.00%
Total annual fund operating expenses after fee waiver and/or expense reimbursement	0.80%	1.55%	0.46%	0.80%	0.55%

1 Other expenses are estimated for the current fiscal year.

2 Loomis, Sayles & Company, L.P. ("Loomis Sayles" or the "Adviser") has given a binding contractual undertaking to the Fund to limit the amount of the Fund's total annual fund operating expenses to 0.80%, 1.55%, 0.50%, 0.80% and 0.55% of the Fund's average daily net assets for Class A, C, N, T and Y shares, respectively, exclusive of brokerage expenses, interest expense, taxes, acquired fund fees and expenses, organizational and extraordinary expenses, such as litigation and indemnification expenses. This undertaking is in effect through January 31, 2020 and may be terminated before then only with the consent of the Fund's Board of Trustees. The Adviser will be permitted to recover, on a class by class basis, management fees waived and/or expenses reimbursed to the extent that expenses in later periods fall below the applicable expense limitations for Class A, C, N, T and Y shares. The Fund will not be obligated to repay any such waived/reimbursed fees and expenses more than one year after the end of the fiscal year in which the fees or expenses were waived/reimbursed.

3 Natixis Advisors, L.P. has given a binding contractual undertaking to the Fund to reimburse any and all transfer agency expenses for Class N shares. This undertaking is in effect through January 31, 2020 and may be terminated before then only with the consent of the Fund's Board of Trustees.

### Example

This example is intended to help you compare the cost of investing in the Fund with the cost of investing in other mutual funds. The example assumes that you invest \$10,000 in the Fund for the time periods indicated and then redeem all of your shares at the end of those periods (except where indicated). The example also assumes that your investment has a 5% return each year and that the Fund's operating expenses remain the same, except that the example for Class N is based on the Total Annual Fund Operating Expenses After Fee Waiver and/or Expense Reimbursement assuming that such waiver and/or reimbursement will only be in place through the dates noted above and on the Total Annual Fund Operating Expenses for the remaining periods. Although your actual costs may be higher or lower, based on these assumptions your costs would be:

## Fund Summary

<b>If shares are redeemed:</b>	<b>1 year</b>	<b>3 years</b>	<b>5 years</b>	<b>10 years</b>
Class A	\$ 305	\$ 475	\$ 659	\$ 1,193
Class C	\$ 258	\$ 490	\$ 845	\$ 1,845
Class N	\$ 47	\$ 152	\$ 267	\$ 602
Class T	\$ 330	\$ 499	\$ 683	\$ 1,215
Class Y	\$ 56	\$ 176	\$ 307	\$ 689

<b>If shares are not redeemed:</b>	<b>1 year</b>	<b>3 years</b>	<b>5 years</b>	<b>10 years</b>
Class C	\$ 158	\$ 490	\$ 845	\$ 1,845

### Portfolio Turnover

The Fund pays transaction costs, such as commissions, when it buys and sells securities (or “turns over” its portfolio). A higher portfolio turnover rate may indicate higher transaction costs and may result in higher taxes for you if your Fund shares are held in a taxable account. These costs, which are not reflected in annual fund operating expenses or in the example, affect the Fund’s performance. During its most recently ended fiscal year, the Fund’s portfolio turnover rate was 157% of the average value of its portfolio.

## Investments, Risks and Performance

### Principal Investment Strategies

Under normal market conditions, the Fund will invest at least 80% of its net assets (plus any borrowings made for investment purposes) in investments issued or guaranteed by the U.S. government, its agencies or instrumentalities.

The Adviser follows a total return-oriented investment approach in selecting securities for the Fund. It seeks securities that will provide the Fund with an average credit quality equal to the credit rating of the U.S. Government’s long-term debt and an effective portfolio duration range of two to four years (although not all securities selected will have these characteristics and the Adviser may look for other characteristics if market conditions change). The Fund may invest in securities with credit quality above or below the credit rating of the U.S. Government’s long-term debt. In determining credit quality, the Adviser will look to the highest credit rating assigned by S&P Global Ratings (“S&P”), Fitch Investor Services, Inc. (“Fitch”) or Moody’s Investors Service, Inc. (“Moody’s”).

In deciding which securities to buy and sell, the Adviser will consider, among other things, the financial strength of the issuer, current interest rates, current valuations, the Adviser’s expectations regarding future changes in interest rates and comparisons of the level of risk associated with particular investments with the Adviser’s expectations concerning the potential return of those investments.

In selecting investments for the Fund, the Adviser’s research analysts work closely with the Fund’s portfolio managers to develop an outlook on the economy from research produced by various financial firms and specific forecasting services or from economic data released by the U.S. and foreign governments as well as the Federal Reserve Bank. The analysts also conduct a thorough review of individual securities to identify what they consider attractive values in the U.S. government security marketplace through the use of quantitative tools such as internal and external computer systems and software. The Adviser continuously monitors an issuer’s creditworthiness to assess whether the obligation remains an appropriate investment for the Fund. The Adviser seeks to balance opportunities for yield and price performance by combining macroeconomic analysis with individual security selection. It emphasizes securities that tend to perform particularly well in response to interest rate changes, such as U.S. Treasury securities in a declining interest rate environment and mortgage-backed or U.S. government agency securities in a steady or rising interest rate environment. The Adviser seeks to increase the opportunity for higher yields while maintaining the greater price stability that intermediate-term bonds have compared to bonds with longer maturities.

In connection with its principal investment strategies, the Fund may also invest in investment grade corporate notes and bonds, collateralized loan obligations, zero-coupon bonds, securities issued pursuant to Rule 144A under the Securities Act of 1933 (“Rule 144A securities”), asset-backed securities and mortgage-related securities including mortgage dollar rolls. Except as provided above or as required by applicable law, the Fund is not limited in the percentage of its assets that it may invest in these instruments.

## Fund Summary

---

### Principal Investment Risks

The principal risks of investing in the Fund are summarized below. The Fund does not represent a complete investment program. You may lose money by investing in the Fund.

**Agency Securities Risk:** Certain debt securities issued or guaranteed by agencies of the U.S. government are guaranteed as to the payment of principal and interest by the relevant entity but have not been backed by the full faith and credit of the U.S. government. Instead, they have been supported only by the discretionary authority of the U.S. government to purchase the agency's obligations. An event affecting the guaranteeing entity could adversely affect the payment of principal or interest or both on the security and, therefore, these types of securities should be considered to be riskier than U.S. government securities.

**Credit Risk:** Credit risk is the risk that the issuer or the guarantor of a fixed-income security will be unable or unwilling to make timely payments of interest or principal or to otherwise honor its obligations.

**Interest Rate Risk:** Interest rate risk is the risk that the value of the Fund's investments will fall if interest rates rise. Generally, the value of fixed-income securities rises when prevailing interest rates fall and falls when interest rates rise. Interest rate risk generally is greater for funds that invest in fixed-income securities with relatively longer durations than for funds that invest in fixed-income securities with shorter durations. The value of zero-coupon securities and securities with longer maturities are generally more sensitive to fluctuations in interest rates than other fixed-income securities. In addition, an economic downturn or period of rising interest rates could adversely affect the market for these securities and reduce the Fund's ability to sell them, negatively impacting the performance of the Fund. Potential future changes in government monetary policy may affect the level of interest rates, and the current historically low interest rate environment increases the likelihood of interest rates rising in the future.

**Liquidity Risk:** Liquidity risk is the risk that the Fund may be unable to find a buyer for its investments when it seeks to sell them or to receive the price it expects. Decreases in the number of financial institutions willing to make markets in the Fund's investments or in their capacity or willingness to transact may increase the Fund's exposure to this risk. Events that may lead to increased redemptions, such as market disruptions or increases in interest rates, may also negatively impact the liquidity of the Fund's investments when it needs to dispose of them. If the Fund is forced to sell its investments at an unfavorable time and/or under adverse conditions in order to meet redemption requests, such sales could negatively affect the Fund. Securities acquired in a private placement, such as Rule 144A securities, are generally subject to significant liquidity risk because they are subject to strict restrictions on resale and there may be no liquid secondary market or ready purchaser for such securities. Liquidity issues may also make it difficult to value the Fund's investments.

**Management Risk:** A strategy used by the Fund's portfolio managers may fail to produce the intended result.

**Market/Issuer Risk:** The market value of the Fund's investments will move up and down, sometimes rapidly and unpredictably, based upon overall market and economic conditions, as well as a number of reasons that directly relate to the issuers of the Fund's investments, such as management performance, financial condition and demand for the issuers' goods and services.

**Mortgage-Related and Asset-Backed Securities Risk:** In addition to the risks associated with investments in fixed-income securities generally (for example, credit, liquidity and valuation risk), mortgage-related and asset-backed securities are subject to the risks of the mortgages and assets underlying the securities as well as prepayment risk, the risk that the securities may be prepaid and result in the reinvestment of the prepaid amounts in securities with lower yields than the prepaid obligations. Conversely, there is a risk that a rise in interest rates will extend the life of a mortgage-related or asset-backed security beyond the expected prepayment time, typically reducing the security's value, which is called extension risk. The Fund also may incur a loss when there is a prepayment of securities that were purchased at a premium. The Fund's investments in other asset-backed securities are subject to risks similar to those associated with mortgage-related securities, as well as additional risks associated with the nature of the assets and the servicing of those assets.

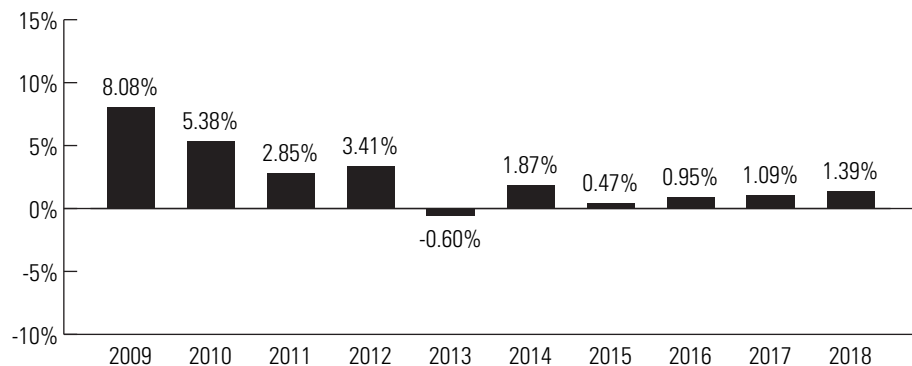
### Risk/Return Bar Chart and Table

The bar chart and table shown below provide some indication of the risks of investing in the Fund by showing changes in the Fund's performance from year-to-year and by showing how the Fund's average annual returns for the one-year, five-year, ten-year and life-of-class periods (as applicable) compare to those of a broad measure of market performance. The Fund's past performance (before and after taxes) does not necessarily indicate how the Fund will perform in the future. Updated performance information is available online at [im.natixis.com](http://im.natixis.com) and/or by calling the Fund toll-free at 800-225-5478.

The chart does not reflect any sales charge that you may be required to pay when you buy or redeem the Fund's shares. A sales charge will reduce your return.

## Fund Summary

### Total Returns for Class Y Shares



Highest Quarterly Return:  
Third Quarter 2009, 3.07%

Lowest Quarterly Return:  
Second Quarter 2013, -1.07%

### Average Annual Total Returns

(for the periods ended December 31, 2018)

	Past 1 Year	Past 5 Years	Past 10 Years	Life of Class N (2/1/17)
Class Y - Return Before Taxes	1.39%	1.15%	2.46%	-
Return After Taxes on Distributions	0.49%	0.30%	1.51%	-
Return After Taxes on Distributions and Sale of Fund Shares	0.81%	0.50%	1.52%	-
Class A - Return Before Taxes	-1.15%	0.44%	1.97%	-
Class C - Return Before Taxes	-0.70%	0.13%	1.43%	-
Class N - Return Before Taxes	1.48%	-	-	1.35%
Class T - Return Before Taxes	-1.41%	0.39%	1.94%	-
Bloomberg Barclays U.S. 1-5 Year Government Bond Index	1.53%	1.07%	1.39%	1.08%

The Fund did not have Class T shares outstanding during the periods shown above. The returns of Class T shares would have been substantially similar to the returns of the Fund's other share classes because they would have been invested in the same portfolio of securities and would only differ to the extent the other share classes did not have the same expenses. Performance of Class T shares shown above is that of Class A shares, which have the same expenses as Class T shares, restated to reflect the different sales load applicable to Class T shares.

After-tax returns are calculated using the historical highest individual federal marginal income tax rates and do not reflect the impact of state and local taxes. Actual after-tax returns depend on an investor's tax situation and may differ from those shown. After-tax returns shown are not relevant to investors who hold their shares through tax-advantaged arrangements, such as 401(k) plans, qualified plans, education savings accounts, such as 529 plans, or individual retirement accounts. The after-tax returns are shown for only one class of the Fund. After-tax returns for the other classes of the Fund will vary. Index performance reflects no deduction for fees, expenses or taxes.

## Management

### Investment Adviser

Loomis, Sayles & Company, L.P.

### Portfolio Managers

Christopher T. Harms, Vice President of the Adviser, has served as co-portfolio manager of the Fund since 2012.

Clifton V. Rowe, CFA<sup>®</sup>, Vice President of the Adviser, has served as co-portfolio manager of the Fund since 2001.

Kurt L. Wagner, CFA<sup>®</sup>, CIC, Vice President of the Adviser, has served as co-portfolio manager of the Fund since 2012.

## Purchase and Sale of Fund Shares

### Class A and C Shares

The following chart shows the investment minimums for various types of accounts:

Type of Account	Minimum Initial Purchase	Minimum Subsequent Purchase
Any account other than those listed below	\$ 2,500	\$ 50
For shareholders participating in Natixis Funds' Investment Builder Program	\$ 1,000	\$ 50
For Traditional IRA, Roth IRA, Rollover IRA, SEP-IRA and Keogh plans using the Natixis Funds' prototype document (direct accounts, not held through intermediary)	\$ 1,000	\$ 50
Coverdell Education Savings Accounts using the Natixis Funds' prototype document (direct accounts, not held through intermediary)	\$ 500	\$ 50

There is no initial or subsequent investment minimum for:

- **Fee Based Programs** (such as a wrap accounts) where an advisory fee is paid to the broker-dealer or other financial intermediary. Please consult your financial representative to determine if your fee based program is subject to additional or different conditions or fees.
- **Certain Retirement Plans.** Please consult your retirement plan administrator to determine if your retirement plan is subject to additional or different conditions or fees.
- Clients of a **Registered Investment Adviser** where the Registered Investment Adviser receives an advisory, management or consulting fee.

### Class N Shares

Class N shares of the Fund are subject to a \$1,000,000 initial investment minimum. There is no initial investment minimum for Certain Retirement Plans and funds of funds that are distributed by Natixis Distribution, L.P. Sub accounts held within an omnibus account, where the omnibus account has at least \$1,000,000, are not required to meet the investment minimum. There is no subsequent investment minimum for these shares. In its sole discretion, Natixis Distribution, L.P. may waive the investment minimum requirement for accounts as to which the relevant financial intermediary has provided assurances, in writing, that the accounts will be converted to and held in omnibus fashion subject to the requirements above beginning no more than two years following the establishment date of such accounts in Class N shares.

### Class T Shares

Class T shares of the Fund are not currently available for purchase.

Class T shares of the Fund may only be purchased by investors who are investing through an authorized third party, such as a broker-dealer or other financial intermediary, that has entered into a selling agreement with Natixis Distribution, L.P. Investors may not hold Class T shares directly with the Fund. Class T shares are subject to a minimum initial investment of \$2,500 and a minimum subsequent investment of \$50. Not all financial intermediaries make Class T shares available to their clients.

### Class Y Shares

Class Y shares of the Fund are generally subject to a minimum initial investment of \$100,000 and a minimum subsequent investment of \$50, except there is no minimum initial or subsequent investment for:

- **Fee Based Programs** (such as a wrap accounts) where an advisory fee is paid to the broker-dealer or other financial intermediary. Please consult your financial representative to determine if your fee based program is subject to additional or different conditions or fees.
- **Certain Retirement Plans.** Please consult your retirement plan administrator to determine if your retirement plan is subject to additional or different conditions or fees.
- **Certain Individual Retirement Accounts** if the amounts invested represent rollover distributions from investments by any of the retirement plans invested in the Fund.
- Clients of a **Registered Investment Adviser** where the Registered Investment Adviser receives an advisory, management or consulting fee.
- **Fund Trustees**, former Fund trustees, employees of affiliates of the Natixis Funds and other individuals who are affiliated with any Natixis Fund (this also applies to any spouse, parents, children, siblings, grandparents, grandchildren and in-laws of those mentioned) and Natixis affiliate employee benefit plans.

At the discretion of Natixis Advisors, L.P., clients of Natixis Advisors, L.P. and its affiliates may purchase Class Y shares of the Fund below the stated minimums.

Due to operational limitations at your financial intermediary, certain fee based programs, retirement plans, individual retirement accounts and accounts of registered investment advisers may be subject to the investment minimums described above.

The Fund's shares are available for purchase and are redeemable on any business day through your investment dealer, directly from the Fund by writing to the



## Fund Summary

---

Fund at Natixis Funds, P.O. Box 219579, Kansas City, MO 64121-9579, by exchange, by wire, by internet at [im.natixis.com](http://im.natixis.com) (certain restrictions may apply), through the Automated Clearing House system, or, in the case of redemptions, by telephone at 800-225-5478 or by the Systematic Withdrawal Plan.

### Tax Information

Fund distributions are generally taxable to you as ordinary income or capital gains, except for distributions to retirement plans and other investors that qualify for tax-advantaged treatment under U.S. federal income tax law generally. Investments in such tax-advantaged plans will generally be taxed only upon withdrawal of monies from the tax-advantaged arrangement.

### Payments to Broker-Dealers and Other Financial Intermediaries

If you purchase shares of the Fund through a broker-dealer or other financial intermediary (such as a bank), the Fund and its related companies may pay the intermediary for the sale of the Fund shares and related services. These payments may create a conflict of interest by influencing the broker-dealer or other intermediary and your salesperson to recommend the Fund over another investment. Ask your salesperson or visit your financial intermediary's website for more information.

# Loomis Sayles Strategic Income Fund

## Investment Goal

The Fund seeks high current income with a secondary objective of capital growth.

## Fund Fees & Expenses

The following table describes the fees and expenses that you may pay if you buy and hold shares of the Fund. You may qualify for sales charge discounts if you and your family invest, or agree to invest in the future, at least \$100,000 in the Natixis Fund Complex. More information about these and other discounts is available from your financial professional and in the section "How Sales Charges Are Calculated" on page 49 of the Prospectus, in Appendix A to the Prospectus and on page 108 in the section "Reduced Sales Charges" of the Statement of Additional Information ("SAI").

### Shareholder Fees

(fees paid directly from your investment)

	Class A	Class C	Class N	Class T	Class Y	Admin Class
Maximum sales charge (load) imposed on purchases (as a percentage of offering price)	4.25%	None	None	2.50%	None	None
Maximum deferred sales charge (load) (as a percentage of original purchase price or redemption proceeds, as applicable)	None*	1.00%	None	None	None	None
Redemption fees	None	None	None	None	None	None

\* A 1.00% contingent deferred sales charge ("CDSC") may apply to certain purchases of Class A shares of \$1,000,000 or more that are redeemed within eighteen months of the date of purchase.

### Annual Fund Operating Expenses

(expenses that you pay each year as a percentage of the value of your investment)

	Class A	Class C	Class N	Class T	Class Y	Admin Class
Management fees	0.56%	0.56%	0.56%	0.56%	0.56%	0.56%
Distribution and/or service (12b-1) fees	0.25%	1.00%	0.00%	0.25%	0.00%	0.25%
Other expenses <sup>1</sup>	0.15%	0.15%	0.07%	0.15% <sup>2</sup>	0.15%	0.39% <sup>3</sup>
Total annual fund operating expenses	0.96%	1.71%	0.63%	0.96%	0.71%	1.20%
Fee waiver and/or expense reimbursement <sup>4</sup>	0.00%	0.00%	0.00%	0.00%	0.00%	0.00%
Total annual fund operating expenses after fee waiver and/or expense reimbursement	0.96%	1.71%	0.63%	0.96%	0.71%	1.20%

<sup>1</sup> Other expenses include acquired fund fees and expenses of less than 0.01%.

<sup>2</sup> Other expenses are estimated for the current fiscal year.

<sup>3</sup> Other expenses include an administrative services fee of 0.24% for Admin Class shares.

<sup>4</sup> Loomis, Sayles & Company, L.P. ("Loomis Sayles" or the "Adviser") has given a binding contractual undertaking to the Fund to limit the amount of the Fund's total annual fund operating expenses to 1.25%, 2.00%, 0.95%, 1.25%, 1.00% and 1.50% of the Fund's average daily net assets for Class A, C, N, T, Y and Admin Class shares, respectively, exclusive of brokerage expenses, interest expense, taxes, acquired fund fees and expenses, organizational and extraordinary expenses, such as litigation and indemnification expenses. This undertaking is in effect through January 31, 2020 and may be terminated before then only with the consent of the Fund's Board of Trustees. The Adviser will be permitted to recover, on a class by class basis, management fees waived and/or expenses reimbursed to the extent that expenses in later periods fall below the applicable expense limitations for Class A, C, N, T, Y and Admin Class shares. The Fund will not be obligated to repay any such waived/reimbursed fees and expenses more than one year after the end of the fiscal year in which the fees or expenses were waived/reimbursed.

### Example

This example is intended to help you compare the cost of investing in the Fund with the cost of investing in other mutual funds. The example assumes that you invest \$10,000 in the Fund for the time periods indicated and then redeem all of your shares at the end of those periods (except where indicated). The example also assumes that your investment has a 5% return each year and that the Fund's operating expenses remain the same. Although your actual costs may be higher or lower, based on these assumptions your costs would be:

## Fund Summary

<b>If shares are redeemed:</b>	<b>1 year</b>	<b>3 years</b>	<b>5 years</b>	<b>10 years</b>
Class A	\$ 519	\$ 718	\$ 933	\$ 1,553
Class C	\$ 274	\$ 539	\$ 928	\$ 2,019
Class N	\$ 64	\$ 202	\$ 351	\$ 786
Class T	\$ 345	\$ 548	\$ 768	\$ 1,399
Class Y	\$ 73	\$ 227	\$ 395	\$ 883
Admin Class	\$ 122	\$ 381	\$ 660	\$ 1,455

<b>If shares are not redeemed:</b>	<b>1 year</b>	<b>3 years</b>	<b>5 years</b>	<b>10 years</b>
Class C	\$ 174	\$ 539	\$ 928	\$ 2,019

### Portfolio Turnover

The Fund pays transaction costs, such as commissions, when it buys and sells securities (or “turns over” its portfolio). A higher portfolio turnover rate may indicate higher transaction costs and may result in higher taxes for you if your Fund shares are held in a taxable account. These costs, which are not reflected in annual fund operating expenses or in the example, affect the Fund’s performance. During its most recently ended fiscal year, the Fund’s portfolio turnover rate was 6% of the average value of its portfolio.

## Investments, Risks and Performance

### Principal Investment Strategies

Under normal market conditions, the Fund will invest substantially all of its assets in income producing securities (including below investment grade securities, or “junk bonds”) with a focus on U.S. corporate bonds, convertible securities, foreign debt instruments, including those in emerging markets and related foreign currency transactions, and U.S. government securities. Below investment grade fixed-income securities are rated below investment grade quality (i.e., none of the three major ratings agencies (Moody’s Investors Service, Inc. (“Moody’s”), Fitch Investors Services, Inc. (“Fitch”) or S&P Global Ratings (“S&P”)), have rated the securities in one of its top four rating categories) or, if the security is unrated, are determined by the Adviser to be of comparable quality. The Fund may invest up to 35% of its assets in preferred stocks and dividend-paying common stocks. The portfolio managers may shift the Fund’s assets among various types of income-producing securities based upon changing market conditions. The Adviser performs its own extensive credit analyses to determine the creditworthiness and potential for capital appreciation of a security.

The Fund’s portfolio managers use a flexible approach to identify securities in the global marketplace with characteristics including discounted price compared to economic value, undervalued credit ratings with strong or improving credit profiles and yield premium relative to its benchmark (although not all of the securities selected will have these attributes).

In deciding which securities to buy and sell, the Adviser will consider, among other things, the financial strength of the issuer, current interest rates, current valuations, the Adviser’s expectations regarding future changes in interest rates and comparisons of the level of risk associated with particular investments with the Adviser’s expectations concerning the potential return of those investments.

In selecting investments for the Fund, the Adviser utilizes the skills of its in-house team of more than 30 research analysts to cover a broad universe of industries, companies and markets. The Fund’s portfolio managers take advantage of these extensive resources to identify securities that meet the Fund’s investment criteria. The Adviser seeks to buy bonds that offer a positive yield advantage over the market and, in its view, have room to increase in price. It may also invest to take advantage of what the portfolio managers believe are temporary disparities in the yield of different segments of the market for U.S. government securities. The Adviser provides the portfolio managers with maximum flexibility to find investment opportunities in a wide range of markets, both domestic and foreign. This flexible approach provides the Fund with access to a wide array of investment opportunities. The three key sectors that the portfolio managers focus upon are U.S. corporate issues (including convertible securities), foreign debt securities and U.S. government securities. The Fund’s portfolio managers maintain a core of the Fund’s investments in corporate bond issues and shift its assets among other income-producing securities as opportunities develop. The Fund generally seeks to maintain a high level of diversification as a form of risk management.

In connection with its principal investment strategies, the Fund may also invest in securities issued pursuant to Rule 144A under the Securities Act of 1933 (“Rule 144A securities”), structured notes, collateralized loan obligations, zero-coupon bonds, pay-in-kind bonds, mortgage-related securities, stripped securities and futures, swaps (including credit default swaps) and foreign currency transactions (such as forward currency contracts) for hedging and investment purposes. Except as provided above or as required by applicable law, the Fund is not limited in the percentage of its assets that it may invest in these instruments.

### Principal Investment Risks

The principal risks of investing in the Fund are summarized below. The Fund does not represent a complete investment program. You may lose money by investing in the Fund.

## Fund Summary

---

**Below Investment Grade Fixed-Income Securities Risk:** The Fund's investments in below investment grade fixed-income securities, also known as "junk bonds," may be subject to greater risks than other fixed-income securities, including being subject to greater levels of interest rate risk, credit/counterparty risk (including a greater risk of default) and liquidity risk. The ability of the issuer to make principal and interest payments is predominantly speculative for below investment grade fixed-income securities.

**Credit/Counterparty Risk:** Credit/counterparty risk is the risk that the issuer or guarantor of a fixed-income security, or the counterparty to a derivatives or other transaction, will be unable or unwilling to make timely payments of interest or principal or to otherwise honor its obligations. The Fund will be subject to credit risks with respect to the counterparties of its derivatives transactions. Many of the protections afforded to participants on organized exchanges, such as the performance guarantee of an exchange clearing house, are not available in connection with over-the-counter ("OTC") derivatives transactions, such as foreign currency transactions. As a result, in instances when the Fund enters into OTC derivatives transactions, the Fund will be subject to the risk that its counterparties will not perform their obligations under the transactions and that the Fund will sustain losses or be unable to realize gains.

**Currency Risk:** Fluctuations in the exchange rates between different currencies may negatively affect an investment. The Fund may be subject to currency risk because it may invest in currency-related instruments and may invest in securities or other instruments denominated in, or that generate income denominated in, foreign currencies. The Fund may elect not to hedge currency risk, or may hedge such risk imperfectly, which may cause the Fund to incur losses that would not have been incurred had the risk been hedged.

**Derivatives Risk:** Derivative instruments (such as those in which the Fund may invest, including futures, structured notes, swaps (including credit default swaps) and forward currency contracts) are subject to changes in the value of the underlying assets or indices on which such instruments are based. There is no guarantee that the use of derivatives will be effective or that suitable transactions will be available. Even a small investment in derivatives may give rise to leverage risk and can have a significant impact on the Fund's exposure to securities markets values, interest rates or currency exchange rates. It is possible that the Fund's liquid assets may be insufficient to support its obligations under its derivatives positions. The use of derivatives for other than hedging purposes may be considered a speculative activity, and involves greater risks than are involved in hedging. The use of derivatives may cause the Fund to incur losses greater than those that would have occurred had derivatives not been used. The Fund's use of derivatives, such as futures, structured notes, swaps (including credit default swaps) and forward currency contracts involves other risks, such as the credit risk relating to the other party to a derivative contract (which is greater for forward currency contracts, swaps and other OTC derivatives), the risk of difficulties in pricing and valuation, the risk that changes in the value of a derivative may not correlate as expected with changes in the value of relevant assets, rates or indices, liquidity risk, allocation risk and the risk of losing more than the initial margin required to initiate derivatives positions. There is also the risk that the Fund may be unable to terminate or sell a derivatives position at an advantageous time or price. The Fund's derivative counterparties may experience financial difficulties or otherwise be unwilling or unable to honor their obligations, possibly resulting in losses to the Fund.

**Emerging Markets Risk:** In addition to the risks of investing in foreign investments generally, emerging markets investments are subject to greater risks arising from political or economic instability, nationalization or confiscatory taxation, currency exchange restrictions, sanctions by the U.S. government and an issuer's unwillingness or inability to make principal or interest payments on its obligations. Emerging markets companies may be smaller and have shorter operating histories than companies in developed markets.

**Equity Securities Risk:** The value of the Fund's investments in equity securities could be subject to unpredictable declines in the value of individual securities and periods of below-average performance in individual securities or in the equity market as a whole. In the event an issuer is liquidated or declares bankruptcy, the claims of owners of the issuer's bonds generally take precedence over the claims of those who own preferred stock or common stock.

**Foreign Securities Risk:** Investments in foreign securities may be subject to greater political, economic, environmental, credit/counterparty and information risks. The Fund's investments in foreign securities also are subject to foreign currency fluctuations and other foreign currency-related risks. Foreign securities may be subject to higher volatility than U.S. securities, varying degrees of regulation and limited liquidity.

**Interest Rate Risk:** Interest rate risk is the risk that the value of the Fund's investments will fall if interest rates rise. Generally, the value of fixed-income securities rises when prevailing interest rates fall and falls when interest rates rise. Interest rate risk generally is greater for funds that invest in fixed-income securities with relatively longer durations than for funds that invest in fixed-income securities with shorter durations. The value of zero-coupon bonds may be more sensitive to fluctuations in interest rates than other fixed-income securities. In addition, an economic downturn or period of rising interest rates could adversely affect the market for these securities and reduce the Fund's ability to sell them, negatively impacting the performance of the Fund. Potential future changes in government monetary policy may affect the level of interest rates, and the current historically low interest rate environment increases the likelihood of interest rates rising in the future.

**Large Investor Risk:** Ownership of shares of the Fund may be concentrated in one or a few large investors. Such investors may redeem shares in large quantities or on a frequent basis. Redemptions by a large investor can affect the performance of the Fund, may increase realized capital gains, including short-term capital gains taxable as ordinary income, may accelerate the realization of taxable income to shareholders and may increase transaction costs. These transactions potentially limit the use of any capital loss carryforwards and certain other losses to offset future realized capital gains (if any). Such transactions may also increase the Fund's expenses.

**Leverage Risk:** Use of derivative instruments may involve leverage. Leverage is the risk associated with securities or practices that multiply small index, market or asset-price movements into larger changes in value. The use of leverage increases the impact of gains and losses on a fund's returns, and may lead to significant losses if investments are not successful.

## Fund Summary

**Liquidity Risk:** Liquidity risk is the risk that the Fund may be unable to find a buyer for its investments when it seeks to sell them or to receive the price it expects. Decreases in the number of financial institutions willing to make markets in the Fund's investments or in their capacity or willingness to transact may increase the Fund's exposure to this risk. Events that may lead to increased redemptions, such as market disruptions or increases in interest rates, may also negatively impact the liquidity of the Fund's investments when it needs to dispose of them. If the Fund is forced to sell its investments at an unfavorable time and/or under adverse conditions in order to meet redemption requests, such sales could negatively affect the Fund. Securities acquired in a private placement, such as Rule 144A securities, are generally subject to significant liquidity risk because they are subject to strict restrictions on resale and there may be no liquid secondary market or ready purchaser for such securities. Non-exchange traded derivatives are generally subject to greater liquidity risk as well. Liquidity issues may also make it difficult to value the Fund's investments.

**Management Risk:** A strategy used by the Fund's portfolio managers may fail to produce the intended result.

**Market/Issuer Risk:** The market value of the Fund's investments will move up and down, sometimes rapidly and unpredictably, based upon overall market and economic conditions, as well as a number of reasons that directly relate to the issuers of the Fund's investments, such as management performance, financial condition and demand for the issuers' goods and services.

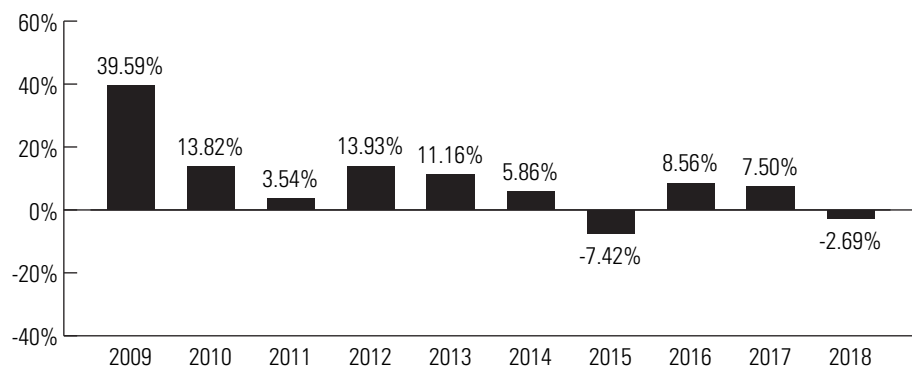
**Mortgage-Related and Asset-Backed Securities Risk:** In addition to the risks associated with investments in fixed-income securities generally (for example, credit, liquidity and valuation risk), mortgage-related and asset-backed securities are subject to the risks of the mortgages and assets underlying the securities as well as prepayment risk, the risk that the securities may be prepaid and result in the reinvestment of the prepaid amounts in securities with lower yields than the prepaid obligations. Conversely, there is a risk that a rise in interest rates will extend the life of a mortgage-related or asset-backed security beyond the expected prepayment time, typically reducing the security's value, which is called extension risk. The Fund also may incur a loss when there is a prepayment of securities that were purchased at a premium. The Fund's investments in other asset-backed securities are subject to risks similar to those associated with mortgage-related securities, as well as additional risks associated with the nature of the assets and the servicing of those assets.

### Risk/Return Bar Chart and Table

The bar chart and table shown below provide some indication of the risks of investing in the Fund by showing changes in the Fund's performance from year-to-year and by showing how the Fund's average annual returns for the one-year, five-year, ten-year and life-of-class periods (as applicable) compare to those of two broad measures of market performance. The Bloomberg Barclays U.S. Universal Bond Index represents the union of the U.S. Aggregate Index, the U.S. High-Yield Corporate Index, the 144A Index, the Eurodollar Index, the Emerging Markets Index, and the non-ERISA portion of the CMBS Index. Municipal debt, private placements, and non-dollar-denominated issues are excluded from the Universal Bond Index. The only constituent of the index that includes floating-rate debt is the Emerging Markets Index. The Fund's past performance (before and after taxes) does not necessarily indicate how the Fund will perform in the future. Updated performance information is available online at [im.natixis.com](http://im.natixis.com) and/or by calling the Fund toll-free at 800-225-5478.

The chart does not reflect any sales charge that you may be required to pay when you buy or redeem the Fund's shares. A sales charge will reduce your return.

### Total Returns for Class Y Shares



Highest Quarterly Return:

Second Quarter 2009, 18.22%

Lowest Quarterly Return:

Third Quarter 2011, -6.33%

### Average Annual Total Returns

(for the periods ended December 31, 2018)

	Past 1 Year	Past 5 Years	Past 10 Years	Life of Class N (2/1/13)
Class Y - Return Before Taxes	-2.69%	2.16%	8.77%	-
Return After Taxes on Distributions	-4.27%	0.15%	6.59%	-
Return After Taxes on Distributions and Sale of Fund Shares	-1.44%	1.02%	6.27%	-
Class A - Return Before Taxes	-7.15%	1.01%	8.03%	-
Class C - Return Before Taxes	-4.60%	1.14%	7.69%	-
Class N - Return Before Taxes	-2.61%	2.24%	-	3.32%

## Fund Summary

### Average Annual Total Returns

(for the periods ended December 31, 2018)

	Past 1 Year	Past 5 Years	Past 10 Years	Life of Class N (2/1/13)
Class T - Return Before Taxes	-5.41%	1.39%	8.23%	-
Admin Class - Return Before Taxes	-3.12%	1.66%	8.23%	-
Bloomberg Barclays U.S. Aggregate Bond Index	0.01%	2.52%	3.48%	1.91%
Bloomberg Barclays U.S. Universal Bond Index	-0.25%	2.72%	4.06%	2.17%

Prior to the inception of Admin Class shares (February 1, 2010), performance is that of Class A shares, restated to reflect the higher net expenses of Admin Class shares.

The Fund did not have Class T shares outstanding during the periods shown above. The returns of Class T shares would have been substantially similar to the returns of the Fund's other share classes because they would have been invested in the same portfolio of securities and would only differ to the extent the other share classes did not have the same expenses. Performance of Class T shares shown above is that of Class A shares, which have the same expenses as Class T shares, restated to reflect the different sales load applicable to Class T shares.

After-tax returns are calculated using the historical highest individual federal marginal income tax rates and do not reflect the impact of state and local taxes. Actual after-tax returns depend on an investor's tax situation and may differ from those shown. After-tax returns shown are not relevant to investors who hold their shares through tax-advantaged arrangements, such as 401(k) plans, qualified plans, education savings accounts, such as 529 plans, or individual retirement accounts. The Return After Taxes on Distributions and Sale of Fund Shares for the 1-year period exceeds the Return Before Taxes due to an assumed tax benefit from losses on a sale of Fund shares at the end of the measurement period. The after-tax returns are shown for only one class of the Fund. After-tax returns for the other classes of the Fund will vary. Index performance reflects no deduction for fees, expenses or taxes.

## Management

### Investment Adviser

Loomis, Sayles & Company, L.P.

### Portfolio Managers

Matthew J. Eagan, CFA<sup>®</sup>, Vice President of the Adviser, served as associate portfolio manager of the Fund from 2007 to 2012 and has served as portfolio manager of the Fund since 2012.

Daniel J. Fuss, CFA<sup>®</sup>, CIC, Vice Chairman, Director and Managing Partner of the Adviser, has served as portfolio manager of the Fund since 1995.

Brian P. Kennedy, Vice President of the Adviser, has served as portfolio manager of the Fund since 2016.

Elaine M. Stokes, Vice President of the Adviser, served as associate portfolio manager of the Fund from 2007 to 2012 and has served as portfolio manager of the Fund since 2012.

## Purchase and Sale of Fund Shares

### Class A and C Shares

The following chart shows the investment minimums for various types of accounts:

Type of Account	Minimum Initial Purchase	Minimum Subsequent Purchase
Any account other than those listed below	\$ 2,500	\$ 50
For shareholders participating in Natixis Funds' Investment Builder Program	\$ 1,000	\$ 50
For Traditional IRA, Roth IRA, Rollover IRA, SEP-IRA and Keogh plans using the Natixis Funds' prototype document (direct accounts, not held through intermediary)	\$ 1,000	\$ 50
Coverdell Education Savings Accounts using the Natixis Funds' prototype document (direct accounts, not held through intermediary)	\$ 500	\$ 50

There is no initial or subsequent investment minimum for:

- **Fee Based Programs** (such as a wrap accounts) where an advisory fee is paid to the broker-dealer or other financial intermediary. Please consult your financial representative to determine if your fee based program is subject to additional or different conditions or fees.
- **Certain Retirement Plans.** Please consult your retirement plan administrator to determine if your retirement plan is subject to additional or different conditions or fees.
- Clients of a **Registered Investment Adviser** where the Registered Investment Adviser receives an advisory, management or consulting fee.

## Fund Summary

---

### Class N Shares

Class N shares of the Fund are subject to a \$1,000,000 initial investment minimum. There is no initial investment minimum for Certain Retirement Plans and funds of funds that are distributed by Natixis Distribution, L.P. Sub accounts held within an omnibus account, where the omnibus account has at least \$1,000,000, are not required to meet the investment minimum. There is no subsequent investment minimum for these shares. In its sole discretion, Natixis Distribution, L.P. may waive the investment minimum requirement for accounts as to which the relevant financial intermediary has provided assurances, in writing, that the accounts will be converted to and held in omnibus fashion subject to the requirements above beginning no more than two years following the establishment date of such accounts in Class N shares.

### Admin Class Shares

Admin Class shares of the Fund are intended primarily for Certain Retirement Plans held in an omnibus fashion and are not available for purchase by individual investors. There are no initial or subsequent investment minimums for these shares.

### Class T Shares

Class T shares of the Fund are not currently available for purchase.

Class T shares of the Fund may only be purchased by investors who are investing through an authorized third party, such as a broker-dealer or other financial intermediary, that has entered into a selling agreement with Natixis Distribution, L.P. Investors may not hold Class T shares directly with the Fund. Class T shares are subject to a minimum initial investment of \$2,500 and a minimum subsequent investment of \$50. Not all financial intermediaries make Class T shares available to their clients.

### Class Y Shares

Class Y shares of the Fund are generally subject to a minimum initial investment of \$100,000 and a minimum subsequent investment of \$50, except there is no minimum initial or subsequent investment for:

- **Fee Based Programs** (such as a wrap accounts) where an advisory fee is paid to the broker-dealer or other financial intermediary. Please consult your financial representative to determine if your fee based program is subject to additional or different conditions or fees.
- **Certain Retirement Plans.** Please consult your retirement plan administrator to determine if your retirement plan is subject to additional or different conditions or fees.
- **Certain Individual Retirement Accounts** if the amounts invested represent rollover distributions from investments by any of the retirement plans invested in the Fund.
- Clients of a **Registered Investment Adviser** where the Registered Investment Adviser receives an advisory, management or consulting fee.
- **Fund Trustees**, former Fund trustees, employees of affiliates of the Natixis Funds and other individuals who are affiliated with any Natixis Fund (this also applies to any spouse, parents, children, siblings, grandparents, grandchildren and in-laws of those mentioned) and Natixis affiliate employee benefit plans.

At the discretion of Natixis Advisors, L.P., clients of Natixis Advisors, L.P. and its affiliates may purchase Class Y shares of the Fund below the stated minimums.

Due to operational limitations at your financial intermediary, certain fee based programs, retirement plans, individual retirement accounts and accounts of registered investment advisers may be subject to the investment minimums described above.

The Fund's shares are available for purchase and are redeemable on any business day through your investment dealer, directly from the Fund by writing to the Fund at Natixis Funds, P.O. Box 219579, Kansas City, MO 64121-9579, by exchange, by wire, by internet at [im.natixis.com](http://im.natixis.com) (certain restrictions may apply), through the Automated Clearing House system, or, in the case of redemptions, by telephone at 800-225-5478 or by the Systematic Withdrawal Plan.

## Tax Information

Fund distributions are generally taxable to you as ordinary income or capital gains, except for distributions to retirement plans and other investors that qualify for tax-advantaged treatment under U.S. federal income tax law generally. Investments in such tax-advantaged plans will generally be taxed only upon withdrawal of monies from the tax-advantaged arrangement.

## Payments to Broker-Dealers and Other Financial Intermediaries

If you purchase shares of the Fund through a broker-dealer or other financial intermediary (such as a bank), the Fund and its related companies may pay the intermediary for the sale of the Fund shares and related services. These payments may create a conflict of interest by influencing the broker-dealer or other intermediary and your salesperson to recommend the Fund over another investment. Ask your salesperson or visit your financial intermediary's website for more information.

# More About Goals and Strategies

## Loomis Sayles Core Plus Bond Fund

### Investment Goal

The Fund seeks high total investment return through a combination of current income and capital appreciation. The Fund's investment goal may be changed without shareholder approval. The Fund will provide 60 days' prior notice to shareholders before changing the investment goal.

### Principal Investment Strategies

Under normal market conditions, the Fund will invest at least 80% of its net assets (plus any borrowings made for investment purposes) in bonds, which include debt securities of any maturity. In addition, the Fund will invest at least 65% of its net assets in investment grade securities. "Investment grade" securities are those securities that are rated in one of the top four ratings categories at the time of purchase by at least one of the three major ratings agencies (Moody's Investors Service, Inc. ("Moody's"), Fitch Investors Services, Inc. ("Fitch") or S&P Global Ratings ("S&P")), or, if unrated, are determined by the Adviser to be of comparable quality. For purposes of this restriction, investment grade securities also include cash and cash equivalent securities. The Fund will generally seek to maintain an effective duration of +/- 2 years relative to the Bloomberg Barclays U.S. Aggregate Bond Index. Duration is a measure of the expected life of a fixed-income security that is used to determine the sensitivity of a security's price to changes in interest rates. A fund with a longer average portfolio duration will be more sensitive to changes in interest rates than a fund with a shorter average portfolio duration. By way of example, the price of a bond fund with an average duration of five years would be expected to fall approximately 5% if interest rates rose by one percentage point. While the effective duration for the Bloomberg Barclays U.S. Aggregate Bond Index fluctuates, as of December 31, 2018, the effective duration was approximately 6.08 years. The Fund may also invest up to 20% of its assets, at the time of purchase, in bonds rated below investment grade (i.e., none of the three major ratings agencies (Moody's, Fitch or S&P) have rated the securities in one of their top four ratings categories) (commonly known as "junk bonds"), or, if unrated, securities determined by the Adviser to be of comparable quality, and up to 10% of its assets in non-U.S. dollar-denominated securities. There is no minimum rating for the securities in which the Fund may invest.

The Fund's investments may include securities issued by U.S. and non-U.S. corporations and governments, securities issued by supranational entities, U.S. government-sponsored agency debenture and pass-through securities, commercial mortgage-backed and other asset-backed securities and inflation-linked securities.

The portfolio management team seeks to build and manage a portfolio that will perform well on a benchmark-relative and, secondarily, on an absolute basis in the market environment it anticipates over the short to intermediate term. The primary factors for broad sector positioning are the Adviser's expected performance of sectors in the benchmark and the incremental performance or diversification benefits the Fund's portfolio managers anticipate from opportunistic allocations to securities that are not included in the Fund's benchmark. In addition, the Fund's portfolio managers will look at individual security selection, position size and overall duration contribution to the portfolio.

Purchase and sale considerations also include overall portfolio yield, interest rate sensitivity across different maturities held, fixed-income sector fundamentals and outlook, technical supply/demand factors, credit risk, cash flow variability, security optionality and structure, as well as potential currency and liquidity risk. The Adviser also considers economic factors. Individual securities are assessed on a risk/return basis, both on a benchmark-relative and on an absolute return basis, and on their fit within the overall portfolio strategy.

Specifically, the Adviser follows a total return-oriented investment approach and considers broad sector allocation, quality and liquidity bias, yield curve positioning and duration in selecting securities for the Fund. The Fund's portfolio managers consider economic and market conditions as well as issuer-specific data, such as fixed-charge coverage, the relationship between cash flows and debt service obligations, the experience and perceived strength of management or security structure, price responsiveness of the security to interest rate changes, earnings prospects, debt as a percentage of assets, borrowing requirements, debt maturity schedules and liquidation value.

In selecting investments for the Fund, the Adviser's research analysts and sector teams work closely with the Fund's portfolio managers to develop an outlook for the economy from research produced by various financial firms and specific forecasting services or from economic data released by U.S. and foreign governments, as well as the Federal Reserve Bank. The analysts conduct a thorough review of individual securities to identify what they consider attractive values in the high quality bond market through the use of quantitative tools such as internal and external computer systems and software. The Adviser continuously monitors an issuer's creditworthiness or cash flow stability to assess whether the obligation remains an appropriate investment for the Fund. It may relax its emphasis on quality with respect to a given security if it believes that the issuer's financial outlook is promising. This may create an opportunity for higher returns. The Adviser seeks to balance opportunities for yield and price performance by combining macro economic analysis with individual security selection. Fund holdings are generally diversified across sectors and industry groups such as utilities or telecommunications, which tend to move independently of the ebbs and flows in economic growth.

In connection with its principal investment strategies, the Fund may also invest in securities issued pursuant to Rule 144A under the Securities Act of 1933 ("Rule 144A securities"), structured notes, collateralized loan obligations, foreign securities, including those in emerging markets, mortgage-related securities, including mortgage dollar rolls, futures and swaps (including credit default swaps). The Fund may use such derivatives for hedging or investment



purposes. The Fund may also engage in currency transactions, including forward currency contracts. Except as provided above or as required by applicable law, the Fund is not limited in the percentage of its assets that it may invest in these instruments.

The Fund may engage in active and frequent trading of securities and other instruments. Effects of frequent trading may include high transaction costs, which may lower the Fund's returns, and realization of short-term capital gains, distributions of which are taxable to shareholders who are individuals as ordinary income. Trading costs and tax effects associated with frequent trading may adversely affect the Fund's performance.

In accordance with applicable SEC requirements, the Fund will notify shareholders prior to any change to the 80% policy discussed above taking effect.

### Loomis Sayles Global Allocation Fund

#### Investment Goal

The Fund's investment goal is high total investment return through a combination of capital appreciation and current income. The Fund's investment goal may be changed without shareholder approval. The Fund will provide 60 days' prior notice to shareholders before changing the investment goal.

#### Principal Investment Strategies

Under normal market conditions, the Fund will invest at least 80% of its net assets (plus any borrowings made for investment purposes) in equity and fixed-income securities of U.S. and foreign issuers. Equity securities purchased by the Fund may include common stocks, preferred stocks, depositary receipts, warrants, securities convertible into common or preferred stocks, interests in real estate investment trusts ("REITs") and/or real estate-related securities and other equity-like interests in an issuer. Fixed-income securities purchased by the Fund may include bonds and other debt obligation of U.S. and foreign issuers, including but not limited to corporations, governments and supranational entities. The Fund will invest a significant portion of its assets outside the U.S., including securities of issuers located in emerging market countries.

The portfolio managers reallocate the Fund's assets between equity and fixed income securities based on their assessment of current market conditions and the relative opportunities within each asset class, among other factors. In deciding which equity securities to buy and sell, the Adviser generally looks to purchase quality companies at attractive valuations with the potential to grow intrinsic value over time. The Adviser uses discounted cash flow analysis, among other methods of analysis, to determine a company's intrinsic value. In deciding which fixed-income securities to buy and sell, the Adviser generally looks for securities that it believes are undervalued and have the potential for credit upgrades, which may include securities that are below investment grade (also known as "junk bonds").

The Fund may also invest in foreign currencies, collateralized mortgage obligations, collateralized loan obligations, zero-coupon securities, when-issued securities, REITs, securities issued pursuant to Rule 144A under the Securities Act of 1933 ("Rule 144A securities"), mortgage-related securities, convertible securities and structured notes. The Fund may also engage in active and frequent trading of securities and engage in options or foreign currency transactions (such as forward currency contracts) for hedging and investment purposes and futures transactions and swap transactions (including credit default swaps). Frequent trading may produce high transaction costs and a high level of taxable capital gains, including short-term capital gains taxable as ordinary income, which may lower the Fund's return. The Adviser may hedge currency risk for the Fund (including "cross hedging" between two or more foreign currencies) if it believes the outlook for a particular foreign currency is unfavorable. Except as provided above or as required by applicable law, the Fund is not limited in the percentage of its assets that it may invest in these instruments.

In accordance with applicable SEC requirements, the Fund will notify shareholders prior to any change to the 80% policy discussed above taking effect.

### Loomis Sayles Growth Fund

#### Investment Goal

The Fund's investment goal is long-term growth of capital. The Fund's investment goal may be changed without shareholder approval. The Fund will provide 60 days' prior notice to shareholders before changing the investment goal.

#### Principal Investment Strategies

Under normal market conditions, the Fund will invest primarily in equity securities, including common stocks, convertible securities and warrants. The Fund focuses on stocks of large capitalization companies, but the Fund may invest in companies of any size.

The Fund normally invests across a wide range of sectors and industries. The Fund's portfolio manager employs a growth style of equity management, which means that the Fund seeks to invest in companies with sustainable competitive advantages, long-term structural growth drivers, attractive cash flow returns on invested capital, and management teams focused on creating long-term value for shareholders. The Fund's portfolio manager also aims to invest in companies when they trade at a significant discount to the estimate of intrinsic value.

The Fund will consider selling a portfolio investment when the portfolio manager believes an unfavorable structural change occurs within a given business or the markets in which it operates, a critical underlying investment assumption is flawed, when a more attractive reward-to-risk opportunity becomes available, when the current price fully reflects intrinsic value, or for other investment reasons which the portfolio manager deems appropriate.

The Fund may also invest up to 20% of its assets in foreign securities, including depositary receipts and emerging market securities. Although certain equity securities purchased by the Fund may be issued by domestic companies incorporated outside of the United States, the Adviser does not consider these

## Investment Goals, Strategies and Risks

---

securities to be foreign if they are included in the U.S. equity indices published by S&P Global Ratings or Russell Investments or if the security's country of risk defined by Bloomberg is the United States. The Fund may also engage in foreign currency transactions (including foreign currency forwards and foreign currency futures) for hedging purposes, invest in options for hedging and investment purposes and invest in securities issued pursuant to Rule 144A under the Securities Act of 1933 ("Rule 144A securities"). Except as provided above or as required by applicable law, the Fund is not limited in the percentage of its assets that it may invest in these instruments.

### Loomis Sayles Intermediate Duration Bond Fund

#### Investment Goal

The Fund's investment objective is above-average total return through a combination of current income and capital appreciation. The Fund's investment goal may be changed without shareholder approval. The Fund will provide 60 days' prior notice to shareholders before changing the investment goal.

#### Principal Investment Strategies

Under normal circumstances, the Fund will invest at least 80% of its net assets (plus any borrowings made for investment purposes) in fixed-income securities (for example, bonds and other investments that Loomis Sayles believes have similar economic characteristics, such as notes, debentures and loans). It is anticipated that the Fund's weighted average duration will generally be between two and five years. Duration is a measure of the expected life of a fixed-income security that is used to determine the sensitivity of a security's price to changes in interest rates. A fund with a longer average portfolio duration will be more sensitive to changes in interest rates than a fund with a shorter average portfolio duration. By way of example, the price of a bond fund with an average duration of five years would be expected to fall approximately 5% if interest rates rose by one percentage point.

The Fund will purchase only investment-grade fixed-income securities, which are those securities that are rated in one of the top four rating categories at the time of purchase by at least one of the three major ratings agencies (Moody's Investors Service, Inc., Fitch Investor Services, Inc. or S&P Global Ratings) or, if unrated, are determined by Loomis Sayles to be of comparable quality. The Fund may continue to hold up to 10% of its net assets in securities that are downgraded to a rating below investment-grade subsequent to their purchase if Loomis Sayles believes it is appropriate to do so.

In deciding which securities to buy and sell, Loomis Sayles may consider a number of factors related to the bond issue and the current bond market including, for example, the stability and volatility of a country's bond markets, the financial strength of the issuer, current interest rates, current valuations, Loomis Sayles' expectations regarding general trends in interest rates and currency considerations. Loomis Sayles will also consider how purchasing or selling a bond would impact the overall portfolio's risk profile (for example, its sensitivity to currency risk, interest rate risk and sector-specific risk) and potential return (income and capital gains).

Three themes typically drive the Fund's investment approach. First, Loomis Sayles generally seeks fixed-income securities that are attractively valued relative to the Loomis Sayles' credit research team's assessment of credit risk. The broad coverage combined with the objective of identifying attractive investment opportunities makes this an important component of the investment approach. Second, the Fund may invest significantly in securities the prices of which Loomis Sayles believes are more sensitive to events related to the underlying issuer than to changes in general interest rates or overall market default rates. These securities may not have a direct correlation with changes in interest rates, thus helping to manage interest rate risk and to offer diversified sources for return. Third, Loomis Sayles analyzes different sectors of the economy and differences in the yields ("spreads") of various fixed-income securities in an effort to find securities that it believes may produce attractive returns for the Fund in comparison to their risk.

The Fund may invest up to 20% of its assets in U.S. dollar-denominated foreign securities, including emerging market securities. The Fund may invest without limit in obligations of supranational entities (e.g., the World Bank). Although certain securities purchased by the Fund may be issued by domestic companies incorporated outside of the United States, the Adviser does not consider these securities to be foreign if the issuer is included in the U.S. fixed-income indices published by Bloomberg Barclays. The Fund may also invest in mortgage-related securities, including mortgage dollar rolls. The Fund may also engage in futures transactions for hedging and investment purposes.

The fixed-income securities in which the Fund may invest include, among other things, corporate bond and other debt securities (including junior and senior bonds), U.S. government securities, zero-coupon securities, collateralized loan obligations, mortgage-backed securities and other asset-backed securities, real estate investment trusts ("REITs") and securities issued pursuant to Rule 144A under the Securities Act of 1933 ("Rule 144A securities").

The Fund may also engage in active and frequent trading of securities. Frequent trading may produce a high level of taxable gains, including short-term capital gains taxable as ordinary income, as well as increased trading costs, which may lower the Fund's return.

In accordance with applicable Securities and Exchange Commission requirements, the Fund will notify shareholders prior to any change to the 80% policy discussed above taking effect.

### Loomis Sayles Limited Term Government and Agency Fund

#### Investment Goal

The Fund seeks high current return consistent with preservation of capital. The Fund's investment goal may be changed without shareholder approval. The Fund will provide 60 days' prior notice to shareholders before changing the investment goal.

### Principal Investment Strategies

Under normal market conditions, the Fund will invest at least 80% of its net assets (plus any borrowings made for investment purposes) in investments issued or guaranteed by the U.S. government, its agencies or instrumentalities.

The Adviser follows a total return-oriented investment approach in selecting securities for the Fund. It seeks securities that will provide the Fund with an average credit quality equal to the credit rating of the U.S. Government's long-term debt and an effective portfolio duration range of two to four years (although not all securities selected will have these characteristics and the Adviser may look for other characteristics if market conditions change). The Fund may invest in securities with credit quality above or below the credit rating of the U.S. Government's long-term debt. In determining credit quality, the Adviser will look to the highest credit rating assigned by S&P Global Ratings ("S&P"), Fitch Investor Services, Inc. ("Fitch") or Moody's Investors Service, Inc. ("Moody's").

In deciding which securities to buy and sell, the Adviser will consider, among other things, the financial strength of the issuer, current interest rates, current valuations, the Adviser's expectations regarding future changes in interest rates and comparisons of the level of risk associated with particular investments with the Adviser's expectations concerning the potential return of those investments.

In selecting investments for the Fund, the Adviser's research analysts work closely with the Fund's portfolio managers to develop an outlook on the economy from research produced by various financial firms and specific forecasting services or from economic data released by the U.S. and foreign governments as well as the Federal Reserve Bank. The analysts also conduct a thorough review of individual securities to identify what they consider attractive values in the U.S. government security marketplace through the use of quantitative tools such as internal and external computer systems and software. The Adviser continuously monitors an issuer's creditworthiness to assess whether the obligation remains an appropriate investment for the Fund. The Adviser seeks to balance opportunities for yield and price performance by combining macroeconomic analysis with individual security selection. It emphasizes securities that tend to perform particularly well in response to interest rate changes, such as U.S. Treasury securities in a declining interest rate environment and mortgage-backed or U.S. government agency securities in a steady or rising interest rate environment. The Adviser seeks to increase the opportunity for higher yields while maintaining the greater price stability that intermediate-term bonds have compared to bonds with longer maturities.

In connection with its principal investment strategies, the Fund may also invest in investment grade corporate notes and bonds, collateralized loan obligations, zero-coupon bonds, securities issued pursuant to Rule 144A under the Securities Act of 1933 ("Rule 144A securities"), asset-backed securities and mortgage-related securities including mortgage dollar rolls. Except as provided above or as required by applicable law, the Fund is not limited in the percentage of its assets that it may invest in these instruments.

In accordance with applicable SEC requirements, the Fund will notify shareholders prior to any change to the 80% policy discussed above taking effect.

## Loomis Sayles Strategic Income Fund

### Investment Goal

The Fund seeks high current income with a secondary objective of capital growth. The Fund's investment goal may be changed without shareholder approval. The Fund will provide 60 days' prior notice to shareholders before changing the investment goal.

### Principal Investment Strategies

Under normal market conditions, the Fund will invest substantially all of its assets in income producing securities (including below investment grade securities, or "junk bonds") with a focus on U.S. corporate bonds, convertible securities, foreign debt instruments, including those in emerging markets and related foreign currency transactions, and U.S. government securities. Below investment grade fixed-income securities are rated below investment grade quality (i.e., none of the three major ratings agencies (Moody's Investors Service, Inc. ("Moody's"), Fitch Investors Services, Inc. ("Fitch") or S&P Global Ratings ("S&P")), have rated the securities in one of its top four rating categories) or, if the security is unrated, are determined by the Adviser to be of comparable quality. The Fund may invest up to 35% of its assets in preferred stocks and dividend-paying common stocks. The portfolio managers may shift the Fund's assets among various types of income-producing securities based upon changing market conditions. The Adviser performs its own extensive credit analyses to determine the creditworthiness and potential for capital appreciation of a security.

The Fund's portfolio managers use a flexible approach to identify securities in the global marketplace with characteristics including discounted price compared to economic value, undervalued credit ratings with strong or improving credit profiles and yield premium relative to its benchmark (although not all of the securities selected will have these attributes).

In deciding which securities to buy and sell, the Adviser will consider, among other things, the financial strength of the issuer, current interest rates, current valuations, the Adviser's expectations regarding future changes in interest rates and comparisons of the level of risk associated with particular investments with the Adviser's expectations concerning the potential return of those investments.

In selecting investments for the Fund, the Adviser utilizes the skills of its in-house team of more than 30 research analysts to cover a broad universe of industries, companies and markets. The Fund's portfolio managers take advantage of these extensive resources to identify securities that meet the Fund's investment criteria. The Adviser seeks to buy bonds that offer a positive yield advantage over the market and, in its view, have room to increase in price. It may also invest to take advantage of what the portfolio managers believe are temporary disparities in the yield of different segments of the market for U.S. government securities. The Adviser provides the portfolio managers with maximum flexibility to find investment opportunities in a wide range of markets, both domestic and foreign. This flexible approach provides the Fund with access to a wide array of investment opportunities. The three key sectors that the

## Investment Goals, Strategies and Risks

---

portfolio managers focus upon are U.S. corporate issues (including convertible securities), foreign debt securities and U.S. government securities. The Fund's portfolio managers maintain a core of the Fund's investments in corporate bond issues and shift its assets among other income-producing securities as opportunities develop. The Fund generally seeks to maintain a high level of diversification as a form of risk management.

In connection with its principal investment strategies, the Fund may also invest in securities issued pursuant to Rule 144A under the Securities Act of 1933 ("Rule 144A securities"), structured notes, collateralized loan obligations, zero-coupon bonds, pay-in-kind bonds, mortgage-related securities, stripped securities and futures, swaps (including credit default swaps) and foreign currency transactions (such as forward currency contracts) for hedging and investment purposes. Except as provided above or as required by applicable law, the Fund is not limited in the percentage of its assets that it may invest in these instruments.

## All Funds

### Temporary Defensive Measures

Temporary defensive measures may be used by a Fund during adverse economic, market, political or other conditions. In this event, a Fund may hold any portion of its assets in cash (U.S. dollars, foreign currencies or multinational currency units) and/or invest in money market instruments or high-quality debt securities as it deems appropriate. A Fund may miss certain investment opportunities if it uses defensive strategies and thus may not achieve its investment goal.

### Securities Lending

Each Fund may lend a portion of its portfolio securities to brokers, dealers and other financial institutions provided a number of conditions are satisfied, including that the loan is fully collateralized. Please see "Investment Strategies" in the SAI for details. If a Fund lends portfolio securities, its investment performance will continue to reflect changes in the value of the securities loaned and the Fund will also receive a fee or interest on the collateral. These fees or interest are income to each Fund, although a Fund often must share the income with the securities lending agent and/or the borrower. Securities lending involves, among other risks, the risk of loss of rights in the collateral or delay in recovery of the collateral if the borrower fails to return the security loaned or becomes insolvent. A Fund may pay lending fees to the party arranging the loan.

In addition, any investment of cash is generally at the sole risk of a Fund. Any income or gains and losses from investing and reinvesting any cash collateral delivered by a borrower pursuant to a loan are generally at a Fund's risk, and to the extent any such losses reduce the amount of cash below the amount required to be returned to the borrower upon the termination of any loan, the Fund may be required by the securities lending agent to pay or cause to be paid to such borrower an amount equal to such shortfall in cash, possibly requiring it to liquidate other portfolio securities to satisfy its obligations. Each Fund's securities lending activities are implemented pursuant to policies and procedures approved by the Board of Trustees and are subject to Board oversight.

### Percentage Investment Limitations

The percentage limitations set forth in this Prospectus and the SAI apply at the time an investment is made and shall not be considered violated unless an excess or deficiency occurs or exists immediately after and as a result of such investment.

### Portfolio Holdings

A description of each Fund's policies and procedures with respect to the disclosure of each Fund's portfolio securities is available in the section "Portfolio Holdings Information" in the SAI. A "snapshot" of each Fund's investments may be found in its annual and semiannual reports. In addition, a list of each Fund's full portfolio holdings, which is updated monthly after an aging period of at least 30 days, is available on the Funds' website at [im.natixis.com/us/fund-documents](http://im.natixis.com/us/fund-documents). These holdings will remain accessible on the website until each Fund files its respective Form N-CSR or Form N-Q with the SEC for the period that includes the date of the information. In addition, a list of the Funds' top 10 holdings as of the month end is generally available within 7 business days after the month end on the Funds' website at [im.natixis.com/holdings](http://im.natixis.com/holdings) (click fund name).

### Cybersecurity and Technology

The Funds, their service providers, and other market participants increasingly depend on complex information technology and communications systems, which are subject to a number of different threats and risks that could adversely affect the Funds and their shareholders. These risks include, among others, theft, misuse, and improper release of confidential or highly sensitive information relating to the Funds and their shareholders, as well as compromises or failures to systems, networks, devices and applications relating to the operations of the Funds and their service providers. Power outages, natural disasters, equipment malfunctions and processing errors that threaten these systems, as well as market events that occur at a pace that overloads these systems, may also disrupt business operations or impact critical data. Cybersecurity and other operational and technology issues may result in financial losses to the Funds and their shareholders, impede business transactions, violate privacy and other laws, subject the Funds to certain regulatory penalties and reputational damage, and increase compliance costs and expenses. Although the Funds have developed processes, risk management systems and business continuity plans designed to reduce these risks, the Funds do not directly control the cybersecurity defenses, operational and technology plans and systems of their service providers, financial intermediaries and companies in which they invest or with which they do business. The Funds and their shareholders could be negatively impacted as a result. Similar types of cybersecurity risks also are present for issuers of securities in which the Funds invest, which could result in material adverse consequences for such issuers, and may cause the Funds' investment in such securities to lose value.

# More About Risks

This section provides more information on principal risks that may affect a Fund's portfolio, as well as information on additional risks a Fund may be subject to because of its investments or practices. In seeking to achieve their investment goals, the Funds may also invest in various types of securities and engage in various investment practices which are not a principal focus of the Funds and therefore are not described in this Prospectus. These securities and investment practices and their associated risks are discussed in the Funds' SAI, which is available without charge upon request (see back cover).

## **Agency Securities Risk**

Certain debt securities issued or guaranteed by agencies of the U.S. government are guaranteed as to the payment of principal and interest by the relevant entity but have not been backed by the full faith and credit of the U.S. government. Instead, they have been supported only by the discretionary authority of the U.S. government to purchase the agency's obligations. An event affecting the guaranteeing entity could adversely affect the payment of principal or interest or both on the security and, therefore, these types of securities should be considered to be riskier than U.S. government securities. In addition, in 2008 the U.S. Treasury Department placed certain government-sponsored companies into conservatorship. The companies remain in conservatorship, and the effect that this conservatorship will have on the companies' debt and equity securities is unclear.

## **Allocation Risk**

A Fund's allocations between asset classes and market exposures may not be optimal in every market condition and may adversely affect the Fund's performance. You could lose money on your investment in the Fund as a result of this allocation.

## **Below Investment Grade Fixed-Income Securities Risk**

Below investment grade fixed-income securities, also known as "junk bonds," are rated below investment grade quality and may be considered speculative with respect to the issuer's continuing ability to make principal and interest payments. To be considered rated below investment grade quality, a security must not have been rated by any of the three major rating agencies (Moody's Investors Service, Inc., Fitch Investor Services, Inc. or S&P Global Ratings) in one of their respective top four rating categories at the time a Fund acquires the security or, if the security is unrated, the portfolio managers have determined it to be of comparable quality. Analysis of the creditworthiness of issuers of below investment grade fixed-income securities may be more complex than for issuers of higher-quality debt securities, and a Fund's ability to achieve its investment objectives may, to the extent the Fund invests in below investment grade fixed-income securities, be more dependent upon the portfolio managers' credit analysis than would be the case if the Fund were investing in higher-quality securities. The issuers of these securities may be in default or have a currently identifiable vulnerability to default on their payments of principal and interest, or may otherwise present elements of danger with respect to payments of principal or interest. Below investment grade fixed-income securities may be more susceptible to real or perceived adverse economic and competitive industry conditions than higher-grade securities. Yields on below investment grade fixed-income securities will fluctuate. If the issuer of below investment grade fixed-income securities defaults, a Fund may incur additional expenses to seek recovery.

The secondary markets in which below investment-grade securities are traded may be less liquid than the market for higher-grade securities. A lack of liquidity in the secondary trading markets could adversely affect the price at which the Fund could sell a particular below investment-grade security when necessary to meet liquidity needs or in response to a specific economic event, such as a deterioration in the creditworthiness of the issuer, and could adversely affect and cause large fluctuations in the net asset value ("NAV") of a Fund's shares. Adverse publicity and investor perceptions may decrease the values and liquidity of high yield securities generally. It is reasonable to expect that any adverse economic conditions could disrupt the market for below investment-grade securities, have an adverse impact on the value of such securities and adversely affect the ability of the issuers of such securities to repay principal and pay interest thereon. New laws and proposed new laws may adversely impact the market for below investment-grade fixed-income securities.

## **Credit/Counterparty Risk**

Credit/counterparty risk is the risk that the issuer or guarantor of a fixed-income security, or the counterparty to a derivatives or other transaction, will be unable or unwilling to make timely payments of interest or principal or to otherwise honor its obligations. A Fund will be subject to credit/counterparty risk with respect to the counterparties of its derivatives transactions. Many of the protections afforded to participants on organized exchanges, such as the performance guarantee of an exchange clearing house, are not available in connection with OTC derivatives transactions, such as foreign currency transactions. As a result, in instances when a Fund enters into OTC derivatives transactions, the Fund will be subject to the risk that its counterparties will not perform their obligations under the transactions and that the Fund will sustain losses or be unable to realize gains. Additionally, when a Fund enters into cleared derivatives transactions, the Fund will be subject to the credit risk of the clearing house and clearing member through which it holds its cleared position, rather than the credit risk of its original counterparty to the derivatives transactions.

## **Currency Risk**

Fluctuations in the exchange rates between different currencies may negatively affect an investment. A Fund may be subject to currency risk because it may invest in currency-related instruments and/or securities or other instruments denominated in, or that generate income denominated in, foreign currencies. The market for some or all currencies may from time to time have low trading volume and become illiquid, which may prevent a Fund from effecting a position or from promptly liquidating unfavorable positions in such markets, thus subjecting the Fund to substantial losses. A Fund may elect not to hedge currency risk, or may hedge such risk imperfectly, which may cause the Fund to incur losses that would not have been incurred had the risk been hedged.

### **Derivatives Risk**

As described herein and in the SAI, the use of derivatives involves special risks. Derivatives are financial contracts whose value depends upon or is derived from the value of an underlying asset, reference rate or index. There is no guarantee that the use of derivatives will be effective or that suitable transactions will be available. Even a small investment in derivatives may give rise to leverage risk and can have a significant impact on a Fund's exposure to securities markets values, interest rates or currency exchange rates. It is possible that a Fund's liquid assets may be insufficient to support its obligations under its derivatives positions. A Fund's use of derivatives, such as futures, forwards, options, structured notes and swaps (including credit default swaps), involves other risks, such as the credit/counterparty risk relating to the other party to a derivative contract (which is greater for OTC derivatives), the risk of difficulties in pricing and valuation, the risk that changes in the value of a derivative may not correlate as expected with relevant assets, rates or indices, liquidity risk and the risk of losing more than the initial margin required to initiate derivatives positions. There is also the risk that a Fund may be unable to terminate or sell a derivatives position at an advantageous time or price. The use of derivatives may cause a Fund to incur losses greater than those which would have occurred had derivatives not been used. Losses resulting from the use of derivatives will reduce a Fund's net asset value, and possibly income. It is possible that a Fund's liquid assets may be insufficient to support its obligations under its derivatives positions. To the extent that a Fund uses a derivative for purposes other than as a hedge, or if a Fund hedges imperfectly, the Fund is directly exposed to the risks of that derivative and any loss generated by the derivative will not be offset by a gain. When used, derivatives may affect the timing, amount, or character of tax distributions payable to, and thus taxes payable by, shareholders.

### **Emerging Markets Risk**

*Economic and Political Risks.* Emerging market countries often experience instability in their political and economic structures and have less market depth, infrastructure, capitalization and regulatory oversight than more developed markets. Government actions could have a significant impact on the economic conditions in such countries, which in turn would affect the value and liquidity of the assets of a Fund invested in emerging market securities. Specific risks that could decrease a Fund's return include seizure of a company's assets, restrictions imposed on payments as a result of blockages on foreign currency exchanges and unanticipated social or political occurrences.

The ability of the government of an emerging market country to make timely payments on its debt obligations will depend on many factors, including the extent of its reserves, fluctuations in interest rates and access to international credit and investments. A country that has non-diversified exports or relies on certain key imports will be subject to greater fluctuations in the pricing of those commodities. Failure to generate sufficient earnings from foreign trade will make it difficult for an emerging market country to service its foreign debt.

Companies trading in developing securities markets are generally smaller and have shorter operating histories than companies trading in developed markets. Foreign investors may be required to register the proceeds of sales. Settlement of securities transactions in emerging markets may be subject to risk of loss and may be delayed more often than transactions settled in the United States. Disruptions resulting from social and political factors may cause the securities markets to close. If extended closings were to occur, the liquidity and value of a Fund's assets invested in corporate debt obligations of emerging market companies would decline.

*Investment Controls; Repatriation.* Foreign investment in emerging market country debt securities is restricted or controlled to varying degrees. These restrictions may at times limit or preclude foreign investment in certain emerging market country debt securities. Certain emerging market countries require government approval of investments by foreign persons, limit the amount of investments by foreign persons in a particular issuer, limit investments by foreign persons only to a specific class of securities of an issuer that may have less advantageous rights than the classes available for purchase by domiciliaries of the countries and/or impose additional taxes or controls on foreign investors or currency transactions. Certain emerging market countries may also restrict investment opportunities in issuers in industries deemed important to national interests.

Emerging market countries may require governmental approval for the repatriation of investment income, capital or proceeds of sale of securities by foreign investors. In addition, if a deterioration occurs in an emerging market country's balance of payments, the country could impose temporary restrictions on foreign capital remittances. A Fund could be adversely affected by delays in, or a refusal to grant, any required governmental approval for repatriation of capital, as well as by the application to a Fund of any restrictions on investments. Investing in local markets in emerging market countries may require a Fund to adopt special procedures, seek local governmental approvals or take other actions, each of which may involve additional costs to a Fund.

### **Equity Securities Risk**

The value of your investment in a Fund is based on the market value (or price) of the securities the Fund holds. You may lose money on your investment due to unpredictable declines in the value of individual securities and/or periods of below-average performance in individual securities, industries or in the equity market as a whole. This may impact a Fund's performance and may result in higher portfolio turnover, which may increase the tax liability to taxable shareholders and the expenses incurred by the Fund. The market value of a security can change daily due to political, economic and other events that affect the securities markets generally, as well as those that affect particular companies or governments. These price movements, sometimes called volatility, will vary depending on the types of securities a Fund owns and the markets in which they trade. Historically, the equity markets have moved in cycles, and the value of a Fund's equity securities may fluctuate drastically from day to day. Individual companies may report poor results or be negatively affected by industry and/or economic trends and developments. The prices of securities issued by such companies may suffer a decline in response to such trends and developments. Securities issued in initial public offerings tend to involve greater market risk than other equity securities due, in part, to public perception and the lack of publicly available information and trading history. Rule 144A securities may be less liquid than other equity securities. Small-capitalization and emerging growth companies may be subject to more abrupt price movements, limited markets and less liquidity than larger, more established companies,

## Investment Goals, Strategies and Risks

---

which could adversely affect the value of a Fund's portfolio. Growth stocks are generally more sensitive to market movements than other types of stocks primarily because their stock prices are based heavily on future expectations. If the Adviser's assessment of the prospects for a company's growth is wrong, or if the Adviser's judgment of how other investors will value the company's growth is wrong, then the price of the company's stock may fall or not approach the value that the Adviser has placed on it. Value stocks can perform differently from the market as a whole and from other types of stocks. Value stocks also present the risk that their lower valuations fairly reflect their business prospects and that investors will not agree that the stocks represent favorable investment opportunities, and they may fall out of favor with investors and underperform growth stocks during any given period. Common stocks represent an equity or ownership interest in an issuer. In the event an issuer is liquidated or declares bankruptcy, the claims of owners of the issuer's bonds generally take precedence over the claims of those who own preferred stock or common stock.

### **Foreign Securities Risk**

Foreign securities risk is the risk associated with investments in issuers located in foreign countries. A Fund's investments in foreign securities may experience more rapid and extreme changes in value than investments in securities of U.S. issuers. The securities markets of many foreign countries are relatively small, with a limited number of issuers and a small number of securities. In addition, foreign companies often are not subject to the same degree of regulation as U.S. companies. Reporting, accounting and auditing standards of foreign countries differ, in some cases significantly, from U.S. standards. Many countries, including developed nations and emerging markets, are faced with concerns about high government debt levels, credit rating downgrades, the future of the euro as a common currency, possible government debt restructuring and related issues, all of which may cause the value of a Fund's non-U.S. investments to decline. Nationalization, expropriation or confiscatory taxation, currency blockage, the imposition of sanctions by the U.S. government, political changes or diplomatic developments may also cause the value of a Fund's non-U.S. investments to decline. When imposed, foreign withholding or other taxes reduce a Fund's return on foreign securities. In the event of nationalization, expropriation or other confiscation, a Fund could lose its entire foreign investment. Investments in emerging markets may be subject to these risks to a greater extent than those in more developed markets and securities of developed market companies that conduct substantial business in emerging markets may also be subject to greater risk. These risks also apply to securities of foreign issuers traded in the United States or through depositary receipt programs such as American Depositary Receipts. To the extent a Fund invests a significant portion of its assets in a specific geographic region, the Fund may have more exposure to regional political, economic, environmental, credit/counterparty and information risks. In addition, foreign securities may be subject to increased credit/counterparty risk because of the potential difficulties of requiring foreign entities to honor their contractual commitments.

### **Interest Rate Risk**

Interest rate risk is the risk that changes in interest rates will affect the value of a Fund's investments in fixed-income securities, such as bonds, notes, asset-backed securities and other income-producing securities and derivatives. Fixed-income securities are obligations of the issuer to make payments of principal and/or interest on future dates. Increases in interest rates may cause the value of a Fund's investments to decline. In addition, the value of certain derivatives (such as interest rate futures) is related to changes in interest rates and the value may suffer significant decline as a result of interest rate changes. A prolonged period of low interest rates may cause a Fund to have a low or negative yield, potentially reducing the value of your investment. Generally, the value of fixed-income securities, including short-term fixed-income securities, rises when prevailing interest rates fall and falls when interest rates rise. Interest rate risk generally is greater for funds that invest in fixed-income securities with relatively longer durations than for funds that invest in fixed-income securities with shorter durations. A significant change in interest rates could cause a Fund's share price (and the value of your investment) to change. The value of zero-coupon and pay-in-kind bonds may be more sensitive to fluctuations in interest rates than other fixed-income securities. Potential future changes in government monetary policy may affect the level of interest rates, and the current historically low interest rate environment, combined with the Federal Reserve Board's conclusion of its quantitative easing program and recent increases in interest rates, increases the likelihood of interest rates rising in the future.

### **Large Investor Risk**

Ownership of shares of a Fund may be concentrated in one or a few large investors. Such investors may redeem shares in large quantities or on a frequent basis. If a large investor redeems a portion or all of its investment in a Fund or redeems frequently, the Fund may be forced to sell investments at unfavorable times or prices, which can affect the performance of the Fund and may increase realized capital gains, including short-term capital gains taxable as ordinary income. In addition, such transactions may accelerate the realization of taxable income to shareholders if a Fund's sales of investments result in gains, and also may increase transaction costs. These transactions potentially limit the use of any capital loss carryforwards and certain other losses to offset future realized capital gains (if any). Such transactions may also increase a Fund's expenses or could result in a Fund's current expenses being allocated over a smaller asset base, leading to an increase in the Fund's expense ratios.

### **Leverage Risk**

Use of derivative instruments may involve leverage. Leverage is the risk associated with securities or practices that multiply small index, market or asset-price movements into larger changes in value. Leverage magnifies the potential for gain and the risk of loss. As a result, a relatively small decline in the value of the underlying investments could result in a relatively large loss. The use of leverage will increase the impact of gains and losses on a Fund's returns, and may lead to significant losses if investments are not successful.

### **Liquidity Risk**

Liquidity risk is the risk that a Fund may be unable to find a buyer for its investments when it seeks to sell them or to receive the price it expects. Decreases in the number of financial institutions willing to make markets in a Fund's investments or in their capacity or willingness to transact may increase the Fund's

exposure to this risk. Events that may lead to increased redemptions, such as market disruptions or increases in interest rates, may also negatively impact the liquidity of a Fund's investments when it needs to dispose of them. If a Fund is forced to sell its investments at an unfavorable time and/or under adverse conditions in order to meet redemption requests, such sales could negatively affect the Fund. Securities acquired in a private placement, such as Rule 144A securities, are generally subject to significant liquidity risk because they are subject to strict restrictions on resale and there may be no liquid secondary market or ready purchaser for such securities. Non-exchange traded derivatives are generally subject to significant liquidity risk as well. Liquidity issues may also make it difficult to value a Fund's investments. In some cases, especially during periods of market turmoil, a redemption may dilute the interest of the remaining shareholders.

### **Management Risk**

Management risk is the risk that the portfolio managers' investment techniques could fail to achieve a Fund's objective and could cause your investment in a Fund to lose value. Each Fund is subject to management risk because each Fund is actively managed. The portfolio managers will apply their investment techniques and risk analyses in making investment decisions for the Funds, but there can be no guarantee that such decisions will produce the desired results. For example, securities that the portfolio managers expect to appreciate in value may, in fact, decline. Similarly, in some cases, derivative and other investment techniques may be unavailable or the portfolio managers may determine not to use them, even under market conditions where their use could have benefited the Funds.

### **Market/Issuer Risk**

The market value of a Fund's investments will move up and down, sometimes rapidly and unpredictably, based upon overall market and economic conditions, as well as a number of reasons that directly relate to the issuers of a Fund's investments, such as management performance, financial condition and demand for the issuers' goods and services.

### **Mortgage-Related and Asset-Backed Securities Risk**

In addition to the risks associated with investments in fixed-income securities generally (for example, credit, liquidity and valuation risk), mortgage-related and asset-backed securities are subject to the risks of the mortgages and assets underlying the securities as well as prepayment risk, the risk that the securities may be prepaid and result in the reinvestment of the prepaid amounts in securities with lower yields than the prepaid obligations. Conversely, there is a risk that a rise in interest rates will extend the life of a mortgage-related or asset-backed security beyond the expected prepayment time, typically reducing the security's value, which is called extension risk. A Fund also may incur a loss when there is a prepayment of securities that were purchased at a premium. Stripped securities are more sensitive to changes in the prevailing interest rates and the rate of principal payments on the underlying assets than regular mortgage-related securities. The value of some mortgage-related securities and other asset-backed securities in which a Fund invests may be particularly sensitive to changes in prevailing interest rates, and the ability of a Fund to successfully utilize these instruments may depend in part upon the ability of the Fund's Adviser to forecast interest rates and other economic factors correctly. The risk of non-payment is greater for mortgage-related securities that are backed by mortgage pools that contain "subprime" or "Alt-A" loans (loans made to borrowers with weakened credit histories or with a lower capacity to make timely payments on their loans), but a level of risk exists for all loans. Market factors adversely affecting mortgage loan repayments may include a general economic downturn, high unemployment, a general slowdown in the real estate market, a drop in the market prices of real estate, or an increase in interest rates resulting in higher mortgage payments by holders of adjustable rate mortgages. A Fund's investments in other asset-backed securities are subject to risks similar to those associated with the servicing of those assets. These types of securities may also decline for reasons associated with the underlying collateral. A dollar roll involves potential risks of loss in addition to those related to the securities underlying the transactions. A Fund that invests in dollar rolls may be required to purchase securities at a higher price than may otherwise be available on the open market. There is no assurance that a Fund's use of cash that it receives from a dollar roll will provide a return that exceeds borrowing costs.

### **REITs Risk**

The performance of a Fund that invests in REITs may be dependent in part on the performance of the real estate market and the real estate industry in general. The real estate industry is particularly sensitive to economic downturns. Securities of companies in the real estate industry, including REITs, are sensitive to factors such as changes in real estate values, property taxes and tax laws, interest rates, cash flow of underlying real estate assets, occupancy rates, government regulations affecting zoning, land use and rents, and the management skill and creditworthiness of the issuer. Companies in the real estate industry also may be subject to liabilities under environmental and hazardous waste laws. In addition, the value of a REIT is affected by changes in the value of the properties owned by the REIT or the mortgage loans held by the REIT. REITs also are subject to default and prepayment risk. REITs are dependent upon cash flow from their investments to repay financing costs and also on the ability of the REITs' managers. A Fund will indirectly bear its proportionate share of expenses, including management fees, paid by each REIT in which it invests in addition to the expenses of the Fund.

### **Small- and Mid-Capitalization Companies Risk**

Compared to companies with large market capitalization, small- and mid-capitalization companies are more likely to have limited product lines, markets or financial resources, or to depend on a small, inexperienced management group. Securities of these companies often trade less frequently and in limited volume and their prices may fluctuate more than stocks of large-capitalization companies. Securities of small- and mid-capitalization companies may therefore be more vulnerable to adverse developments than those of large-capitalization companies. As a result, it may be relatively more difficult for a Fund to buy and sell securities of small- and mid-capitalization companies.



# Management Team

## Meet the Funds' Investment Adviser

The Natixis Funds family currently includes 39 mutual funds (the "Natixis Funds"). The Natixis Funds family had combined assets of \$49.3 billion as of December 31, 2018. Natixis Funds are distributed through Natixis Distribution, L.P. (the "Distributor").

### Adviser

**Loomis Sayles**, located at One Financial Center, Boston, Massachusetts 02111, serves as adviser to the Funds. Founded in 1926, Loomis Sayles is one of the oldest investment advisory firms in the United States with over \$249.7 billion in assets under management as of December 31, 2018. Loomis Sayles has an extensive internal research staff. Loomis Sayles makes investment decisions for each of these Funds.

**Natixis Advisors, L.P.**, located at 888 Boylston Street, Suite 800, Boston, Massachusetts 02199-8197, serves as the advisory administrator to the Loomis Sayles Core Plus Bond Fund, whereby it provides certain administrative and adviser oversight services in accordance with an Advisory Administration Agreement. Natixis Advisors, L.P. does not determine what investments will be purchased or sold by the Funds.

The aggregate advisory fees paid by the Funds during the fiscal year ended September 30, 2018, as a percentage of each Fund's average daily net assets, was 0.32% for Loomis Sayles Core Plus Bond Fund<sup>1</sup>, 0.75% for Loomis Sayles Global Allocation Fund, 0.50% for Loomis Sayles Growth Fund, 0.20% for Loomis Sayles Intermediate Duration Bond Fund (after waiver), 0.37% for Loomis Sayles Limited Term Government and Agency Fund and 0.56% for Loomis Sayles Strategic Income Fund.

<sup>1</sup> The advisory fee for the Loomis Sayles Core Plus Bond Fund consisted of a fee of 0.162% payable to Loomis Sayles as investment adviser to the Fund and an advisory administration fee of 0.162% payable to Natixis Advisors, L.P. as advisory administrator to the Fund.

A discussion of the factors considered by the Funds' Board of Trustees in approving the Funds' investment advisory contracts is available in each Fund's annual report for the fiscal year ended September 30, 2018.

### Portfolio Trades

In placing portfolio trades, Loomis Sayles may use brokerage firms that market the Funds' shares or are affiliated with Natixis Investment Managers, L.P. or Loomis Sayles. In placing trades, Loomis Sayles will seek to obtain the best combination of price and execution, which involves a number of subjective factors. Such portfolio trades are subject to applicable regulatory restrictions and related procedures adopted by the Board of Trustees.

## Meet the Funds' Portfolio Managers

The following persons have had primary responsibility for the day-to-day management of the indicated Fund's portfolio since the dates stated below. Except where noted each portfolio manager has been employed by Loomis Sayles for at least five years.

**Matthew J. Eagan, CFA** — Matthew J. Eagan served as an associate portfolio manager of the Loomis Sayles Strategic Income Fund from 2007 until 2012, at which time his title changed to portfolio manager for the Fund. Mr. Eagan, Vice President of Loomis Sayles, began his investment career in 1989 and joined Loomis Sayles in 1997. Mr. Eagan received a B.A. from Northeastern University and an M.B.A. from Boston University. He holds the designation of Chartered Financial Analyst<sup>®</sup>. Mr. Eagan has over 28 years of investment experience.

**Daniel J. Fuss, CFA, CIC** — Daniel J. Fuss has served as portfolio manager of the Loomis Sayles Strategic Income Fund since 1995. He has managed the domestic fixed-income securities sector of the Loomis Sayles Global Allocation Fund since its inception in 1996. Mr. Fuss is Vice Chairman, Director and Managing Partner of Loomis Sayles. He began his investment career in 1958 and has been at Loomis Sayles since 1976. Mr. Fuss holds the designations of Chartered Financial Analyst<sup>®</sup> and Chartered Investment Counselor. He received a B.S. and an M.B.A. from Marquette University and has over 60 years of investment experience.

**Aziz V. Hamzaogullari, CFA** — Aziz V. Hamzaogullari is the chief investment officer and founder of the Growth Equity Strategies Team at Loomis, Sayles. He has managed the Loomis Sayles Growth Fund since 2010, when he joined Loomis Sayles as a Vice President. Mr. Hamzaogullari received a bachelor's degree in management from Bilkent University in Turkey and an M.B.A. from George Washington University. He holds the designation of Chartered Financial Analyst<sup>®</sup> and has 25 years of investment experience.

**Christopher T. Harms** — Christopher T. Harms has served as co-portfolio manager of the Loomis Sayles Limited Term Government and Agency Fund since 2012 and has served as a portfolio manager of the Loomis Sayles Intermediate Duration Bond Fund since 2012. Mr. Harms, Vice President of Loomis Sayles, joined Loomis Sayles in 2010 as a product manager for the fixed income group. He earned a B.S.B.A. from Villanova University and an M.B.A. from Drexel University. Mr. Harms has over 38 years of investment industry experience.

**Brian P. Kennedy** — Brian P. Kennedy has served as portfolio manager of the Loomis Sayles Strategic Income Fund since 2016. Mr. Kennedy, Vice President of Loomis Sayles, began his investment career in 1990 and joined Loomis Sayles in 1994 as a structured finance and government bond trader. He moved over to credit trading in 2001, where he traded high yield bonds and initiated Loomis Sayles' trading of bank loans. Mr. Kennedy was promoted to product manager in 2009. He received a B.S. from Providence College, an M.B.A. from Babson College and has over 28 years of investment experience.

**Peter W. Palfrey, CFA** — Peter W. Palfrey has served as co-portfolio manager of the Loomis Sayles Core Plus Bond Fund since 1996 (including service until 2001 with Back Bay Advisors, the former subadviser of the Loomis Sayles Core Plus Bond Fund). Mr. Palfrey, Vice President of Loomis Sayles, began his investment career in 1983 and joined Loomis Sayles in 2001. Mr. Palfrey holds the designation of Chartered Financial Analyst<sup>®</sup>. He received his B.A. from Colgate University and has over 35 years of investment experience.

**Richard G. Raczowski** — Richard G. Raczowski has served as a co-portfolio manager of the Loomis Sayles Core Plus Bond Fund since 1999 (including service until 2001 with Back Bay Advisors, the former subadviser of the Loomis Sayles Core Plus Bond Fund). Mr. Raczowski, Vice President of Loomis Sayles, began his investment career in 1985 and joined Loomis Sayles in 2001. He received a B.A. from the University of Massachusetts and an M.B.A. from Northeastern University and has over 29 years of investment experience.

**Eileen N. Riley, CFA** — Eileen N. Riley has managed the global equity sector of the Loomis Sayles Global Allocation Fund since 2013. Ms. Riley, Vice President of Loomis Sayles, began her investment career at Loomis Sayles in 1998. After pursuing her MBA, she returned to Loomis Sayles in 2003 as a senior global equity analyst covering the consumer and technology services sectors for the firm's Central research group. She received a B.A. from Amherst College and an M.B.A. from Harvard Business School. She holds the designation of Chartered Financial Analyst<sup>®</sup> and has over 18 years of investment experience.

**David W. Rolley, CFA** — David W. Rolley has managed the international fixed-income securities sector of the Loomis Sayles Global Allocation Fund since 2000. Mr. Rolley, Vice President of Loomis Sayles, began his investment career in 1980 and joined Loomis Sayles in 1994. Mr. Rolley holds the designation of Chartered Financial Analyst<sup>®</sup>. He received a B.A. from Occidental College, studied graduate economics at the University of Pennsylvania and has over 38 years of investment experience.

**Lee M. Rosenbaum** — Lee M. Rosenbaum has managed the global equity sector of the Loomis Sayles Global Allocation Fund since 2013. Mr. Rosenbaum, Vice President of Loomis Sayles, began his investment career in 2001 and joined Loomis Sayles in 2008. He received a B.S. from the United States Coast Guard Academy and an M.B.A. from the Massachusetts Institute of Technology and has over 17 years of investment experience.

**Clifton V. Rowe, CFA** — Clifton V. Rowe has served as co-portfolio manager of the Loomis Sayles Limited Term Government and Agency Fund since 2001 and has served as a portfolio manager of the Loomis Sayles Intermediate Duration Bond Fund since December 2005. Mr. Rowe, Vice President of Loomis Sayles, began his investment career in 1992 and joined Loomis Sayles in 1992. He holds the designation of Chartered Financial Analyst<sup>®</sup>. Mr. Rowe received a B.B.A. from James Madison University, an MBA from the University of Chicago and has over 26 years of investment experience.

**Elaine M. Stokes** — Elaine M. Stokes served as associate portfolio manager of the Loomis Sayles Strategic Income Fund from 2007 until 2012, at which time her title changed to portfolio manager for the Fund. Ms. Stokes, Vice President of Loomis Sayles, began her investment career in 1987 and joined Loomis Sayles in 1988. She received a B.S. from St. Michael's College and has over 31 years of investment experience.

**Kurt L. Wagner, CFA, CIC** — Kurt L. Wagner has served as co-portfolio manager of Loomis Sayles Limited Term Government and Agency Fund since 2012 and has served as a portfolio manager of the Loomis Sayles Intermediate Duration Bond Fund since 2012. Mr. Wagner, Vice President and portfolio manager for the fixed income group's core and investment grade corporate bond strategies of Loomis Sayles, joined Loomis Sayles in 1994. Mr. Wagner earned a B.A. from Haverford College and an M.B.A. from the University of Chicago. Mr. Wagner holds the designations of Chartered Financial Analyst<sup>®</sup> and Chartered Investment Counselor and has 40 years of investment management experience.

Please see the SAI for information on portfolio manager compensation, other accounts under management by the portfolio managers and the portfolio managers' ownership of securities in the Funds.

## Additional Information

The Funds enter into contractual arrangements with various parties, including, among others, the Adviser, the Distributor and the Funds' custodian and transfer agent, who provide services to the Funds. Shareholders are not parties to, or intended to be third-party beneficiaries of, any of those contractual arrangements, and those contractual arrangements are not intended to create in any individual shareholder or group of shareholders any right to enforce such arrangements against the service providers or to seek any remedy thereunder against the service providers, either directly or on behalf of the Funds.

This Prospectus provides information concerning the Funds that you should consider in determining whether to purchase shares of the Funds. None of this Prospectus, the SAI or any contract that is an exhibit to the Funds' registration statement, is intended to, nor does it, give rise to an agreement or contract between the Funds and any investor, or give rise to any contract or other rights in any individual shareholder, group of shareholders or other person other than any rights conferred explicitly by applicable federal or state securities laws that may not be waived.

# Fund Services

## Investing in the Funds

### Choosing a Share Class

Each class has different costs associated with buying, selling and holding Fund shares, which allows you to choose the class that best meets your needs. Which class is best for you depends upon a number of factors, including the size of your investment and how long you intend to hold your shares. Certain

## Fund Services

---

share classes and certain shareholder features may not be available to you if you hold your shares through a financial intermediary. Your financial representative can help you decide which class of shares is most appropriate for you. The Funds may engage financial intermediaries to receive purchase, exchange and sell orders on their behalf. Accounts established directly with the Funds will be serviced by the Funds' transfer agent. The Funds, the Funds' transfer agent and the Distributor do not provide investment advice.

### **Class A Shares**

- You pay a sales charge when you buy Class A shares. There are several ways to reduce this charge. See the section "How Sales Charges Are Calculated."
- You pay lower annual expenses than Class C and Admin Class shares, giving you the potential for higher returns per share. However, where front-end sales charges are applicable, returns are earned on a smaller amount of your investment.
- You pay higher expenses than Class N and Class Y shares.
- You do not pay a sales charge if your total investment reaches \$1 million or more (or \$500,000 or more for the Loomis Sayles Limited Term Government and Agency Fund), but you may pay a charge on redemptions if you redeem these shares within 18 months of purchase.

If you were a Retail Class shareholder of a Fund as of the date such shares were redesignated Class A shares, you are eligible to purchase Class A shares without a sales charge, provided you have held fund shares in your existing account since that date. Due to operational limitations at your financial intermediary, a sales charge or contingent deferred sales charge ("CDSC") may be assessed unless you inform the financial intermediary at the time you make any additional purchase that you were a Retail Class shareholder of the Fund and are eligible to purchase Class A shares without a sales charge. Notwithstanding the foregoing, former Retail Class shareholders may not be eligible to purchase shares at the net asset value ("NAV") through a financial intermediary if the nature of your relationship with, and/or the services you receive from, the financial intermediary changes. Please consult your financial representative for further details.

### **Class C Shares**

- You do not pay a sales charge when you buy Class C shares. All of your money goes to work for you right away.
- You pay higher annual expenses than Class A, Class N, Class T, Class Y and Admin Class shares.
- You may pay a sales charge on redemptions if you sell your Class C shares within one year of purchase.
- Investors will not be permitted to purchase \$1 million or more of Class C shares as a single investment per account. There may be certain exceptions to this restriction for omnibus and other nominee accounts. Investors may want to consider the lower operating expense of Class A shares in such instances. You may pay a charge on redemptions if you redeem Class A shares within 18 months of purchase.
- Effective June 1, 2018, except as noted below, Class C shares automatically convert to Class A shares after 10 years. Please see the section "Exchanging or Converting Shares" for details regarding a conversion of shares. Generally, to be eligible to have your Class C shares automatically converted to Class A shares, the Fund or the financial intermediary through which you purchased your shares will need to have records verifying that your Class C shares have been held for 10 years. Due to operational limitations at your financial intermediary, your ability to have your Class C shares automatically converted to Class A shares may be limited. Group retirement plans of certain financial intermediaries who hold Class C shares with the Fund in an omnibus account do not track participant level aging of shares and therefore these shares will not be eligible for an automatic conversion. Please consult your financial representative for more information.

### **Class N Shares**

- You have a minimum initial investment of \$1,000,000. There are several ways to waive this minimum. See the section "Purchase and Sale of Fund Shares."
- You do not pay a sales charge when you buy Class N shares. All of your money goes to work for you right away.
- You do not pay a sales charge on redemptions.
- You may pay lower annual expenses than Class A, Class C, Class T, Class Y and Admin Class shares, giving you the potential for higher returns per share.

### **Class T Shares**

- Class T shares of the Funds are not currently available for purchase.
- The shares are available to a limited type of investor. See the section "Purchase and Sale of Fund Shares."
- You pay a sales charge when you buy Class T shares. This charge is reduced for purchases of \$250,000 or more. See the section "How Sales Charges Are Calculated."
- You pay lower annual expenses than Class C shares and Admin Class shares, giving you the potential for higher returns per share. However, where front-end sales charges are applicable, returns are earned on a smaller amount of your investment.
- You pay higher expenses than Class N and Class Y shares.

### **Class Y Shares**

- You have a minimum initial investment of \$100,000. There are several ways to waive this minimum. See the section "Purchase and Sale of Fund Shares."
- You do not pay a sales charge when you buy Class Y shares. All of your money goes to work for you right away.
- You do not pay a sales charge on redemptions.
- You pay lower annual expenses than Class A, Class T, Class C and Admin Class shares, giving you the potential for higher returns per share.
- You may pay higher annual expenses than Class N shares.

## Fund Services

### Admin Class Shares

- The shares are available to a limited type of investor. See the section “Purchase and Sale of Fund Shares.”
- You have no minimum initial investment.
- You do not pay a sales charge when you buy Admin Class shares. All of your money goes to work for you right away.
- You do not pay a sales charge on redemptions.
- You pay lower annual expenses than Class C shares, giving you the potential for higher returns per share.
- You pay higher annual expenses than Class A, Class N, Class T and Class Y shares.

For information about a Fund’s expenses, see the section “Fund Fees & Expenses” in each Fund Summary.

## How Sales Charges Are Calculated

### Class A Shares

The price that you pay when you buy Class A shares (the “offering price”) is their NAV plus a sales charge (sometimes called a “front-end sales charge”), which varies depending upon the size of your purchase:

### Class A Sales Charges\*

#### Loomis Sayles Core Plus Bond Fund, Loomis Sayles Intermediate Duration Bond Fund, Loomis Sayles Strategic Income Fund

Your Investment	As a % of offering price	As a % of your investment
Less than \$100,000	4.25%	4.44%
\$100,000-\$249,999	3.50%	3.63%
\$250,000-\$499,999	2.50%	2.56%
\$500,000-\$999,999	2.00%	2.04%
\$1,000,000 or more***	0.00%	0.00%

#### Loomis Sayles Limited Term Government and Agency Fund

Your Investment	As a % of offering price	As a % of your investment
Less than \$100,000	2.25%	2.30%
\$100,000-\$249,999	1.75%	1.78%
\$250,000-\$499,999	1.25%	1.27%
\$500,000 or more**	0.00%	0.00%

#### Loomis Sayles Global Allocation Fund, Loomis Sayles Growth Fund

Your Investment	As a % of offering price	As a % of your investment
Less than \$50,000	5.75%	6.10%
\$50,000-\$99,999	4.50%	4.71%
\$100,000-\$249,999	3.50%	3.63%
\$250,000-\$499,999	2.50%	2.56%
\$500,000-\$999,999	2.00%	2.04%
\$1,000,000 or more***	0.00%	0.00%

Due to rounding, the actual sales charge for a particular transaction may be higher or lower than the rates listed above.

\* Not imposed on shares that are purchased with reinvested dividends or other distributions.

\*\* For purchases of Class A shares of the Fund of \$500,000 or more, there is no front-end sales charge, but a CDSC of 0.75% may apply to redemptions of your shares within 18 months of the date of purchase. See the section “How the CDSC is Applied to Your Shares.”

\*\*\*For purchases of Class A shares of the Fund of \$1 million or more, there is no front-end sales charge, but a CDSC of 1.00% may apply to redemptions of your shares within 18 months of the date of purchase. See the section “How the CDSC is Applied to Your Shares.”

If you invest in Class A shares through a financial intermediary, it is the responsibility of the financial intermediary to ensure that you obtain the proper “breakpoint” discount. At the time of purchase you must inform the Distributor and the financial intermediary of the existence of other accounts in which there are holdings eligible to be aggregated to meet sales load breakpoints of the Funds. You may be required to provide certain records and information, such as account statements, with respect to all of your accounts that hold shares, including accounts with other financial intermediaries and your family members’ and other related party accounts, in order to verify your eligibility for a reduced sales charge. If the Distributor is not notified that you are eligible for a reduced sales charge, the Distributor will be unable to ensure that the reduction is applied to your account. Additional information concerning sales load breakpoints is available from your financial intermediary, by visiting the Funds’ website at [im.natixis.com](http://im.natixis.com) (click on “Sales Charges” at the bottom of the home page) or in the SAI.

### Reducing Front-End Sales Charges

There are several ways you can lower your sales charge for Class A shares, including:

- **Letter of Intent** — By signing a Letter of Intent, you may purchase Class A shares of any Natixis Fund over a 13-month period but pay sales charges as if you had purchased all shares at once. This program can save you money if you plan to invest \$100,000 or more (or \$50,000 or more for Loomis Sayles Global Allocation Fund and Loomis Sayles Growth Fund) within 13 months.
- **Cumulative Purchase Discount** — You may be entitled to a reduced sales charge if your “total investment” reaches a breakpoint for a reduced sales charge. The total investment is determined by adding the amount of your current purchase in a Fund, including the applicable sales charge, to the current public offering price of all series and classes of shares (excluding Class T shares) of the Natixis Funds held by you in one or more accounts. If your total investment exceeds a sales charge breakpoint in the table above, the lower sales charge applies to the entire amount of your current purchase in a Fund.
- **Combining Accounts** — This allows you to combine shares of multiple Natixis Funds and classes for purposes of calculating your sales charge.

*Individual Accounts:* You may elect to combine your purchase(s) and your total investment, as defined above, with the purchases and total investment of your spouse, parents, children, siblings, grandparents, grandchildren, in-laws (of those previously mentioned), individual retirement accounts, sole proprietorships, single trust estates and any other individuals acceptable to the Distributor.

*Retirement Plan Accounts:* The Distributor may, at its discretion, combine the purchase(s) and total investment of all qualified participants in the same retirement plan for purposes of determining the availability of a reduced sales charge.

In most instances, individual accounts may not be linked with certain retirement plan accounts for the purposes of calculating sales charges. Savings Incentive Match Plan for Employees (“SIMPLE IRA”) contributions will automatically be linked with those of other participants in the same SIMPLE IRA Plan (Class A shares only) using the Natixis Funds prototype document. SIMPLE IRA accounts may not be linked with any other Natixis Fund account for rights of accumulation. Please refer to the SAI for more detailed information on combining accounts.

### Eliminating Front-End Sales Charges and CDSCs

Class A shares may be offered without front-end sales charges or a CDSC to the following individuals and institutions:

- Clients of a financial intermediary that has entered into an agreement with the Distributor and has been approved by the Distributor to offer Fund shares to self-directed investment brokerage accounts that may or may not charge a transaction fee;
- Any government entity that is prohibited from paying a sales charge or commission to purchase mutual fund shares;
- All employees of financial intermediaries under arrangements with the Distributor (this also applies to spouses and children under the age of 21 of those mentioned);
- Fund trustees, former trustees, employees of affiliates of the Natixis Funds and other individuals who are affiliated with any Natixis Fund (this also applies to any spouse, parents, children, siblings, grandparents, grandchildren and in-laws of those mentioned);
- Certain Retirement Plans. The availability of this pricing may depend upon the policies and procedures of your specific financial intermediary; consult your financial adviser;
- Non-discretionary and non-retirement accounts of bank trust departments or trust companies, but only if they principally engage in banking or trust activities;
- Fee Based Programs of certain broker-dealers, the advisers or the Distributor. Please consult your financial representative to determine if your fee based program is subject to additional or different conditions or fees; and
- Registered Investment Advisers investing on behalf of clients in exchange for an advisory, management or consulting fee.

In order to receive Class A shares without a front-end sales charge or a CDSC, you must notify the appropriate Fund of your eligibility at the time of purchase. Due to operational limitations at your financial intermediary, a sales charge or a CDSC may be assessed; please consult your financial representative.

The availability of certain sales charge waivers and discounts will depend on whether you purchase your shares directly from a Fund or through a financial intermediary. Intermediaries may have different policies and procedures regarding the availability of front-end sales load waivers or CDSC waivers, which are discussed below. In all instances, it is the purchaser’s responsibility to notify a Fund or the purchaser’s financial intermediary at the time of purchase of any relationship or other facts qualifying the purchaser for sales charge waivers or discounts. **For waivers and discounts not available through a particular intermediary, shareholders will have to purchase Fund shares directly from the Fund or through another intermediary to receive these waivers or discounts. Please see Appendix A to this Prospectus for information regarding eligibility for load waivers and discounts available through specific financial intermediaries, which may differ from those disclosed elsewhere in this Prospectus or in the SAI.**

### *Repurchasing Fund Shares*

You may apply proceeds from redeeming Class A shares of a Fund to repurchase Class A shares of any Natixis Fund **without paying a front-end sales charge**. To qualify, you must reinvest some or all of the proceeds within 120 days after your redemption and notify Natixis Funds in writing (directly or through your financial representative) at the time of reinvestment that you are taking advantage of this privilege. You may reinvest your proceeds by returning your original redemption check or sending a new check for some or all of the redemption amount. Please note: for U.S. federal income tax purposes, **a redemption generally is treated as a sale that involves tax consequences, even if the proceeds are later reinvested**. Please consult your tax adviser to discuss how a redemption would affect you.

### *Eliminating the CDSC*

As long as the Distributor is notified at the time you sell, the CDSC for Class A shares will generally be eliminated in the following cases: (1) to make distributions from Certain Retirement Plans (to pay plan participants or beneficiaries due to death, disability, separation from service, normal or early retirement, loans from the plan, hardship withdrawals, return of excess contributions, or required minimum distributions at age 70 1/2 (an individual participant's voluntary distribution or a total plan termination or total plan redemption may incur a CDSC); (2) to make payments through a systematic withdrawal plan; (3) due to shareholder death or disability; (4) to return excess IRA contributions; or (5) to make required minimum distributions at age 70 1/2 (applies only to the amount necessary to meet the required minimum distributions).

Due to operational limitations at your financial intermediary, a CDSC may be assessed, notwithstanding the exemptions above; please consult your financial representative. Please see the SAI for more information on eliminating or reducing front-end sales charges and the CDSC.

### Class C Shares

The offering price of Class C shares is their NAV without a front-end sales charge. Class C shares are subject to a CDSC of 1.00% on redemptions made within one year of the date of their acquisition. The holding period for determining the CDSC will continue to run after an exchange to Class C shares of another Natixis Fund.

### **Class C Contingent Deferred Sales Charges**

Year Since Purchase	CDSC on Shares Being Sold
1st	1.00%
Thereafter	0.00%

### *Eliminating the CDSC*

The availability of certain CDSC waivers will depend on whether you purchase your shares directly from the Fund or through a financial intermediary. Intermediaries may have different policies and procedures regarding the availability of CDSC waivers, which are discussed below. In all instances, it is the purchaser's responsibility to notify the Fund or the purchaser's financial intermediary at the time of purchase of any relationship or other facts qualifying the purchaser for sales charge waivers or discounts. **For waivers not available through a particular intermediary, shareholders will have to purchase Fund shares directly from the Fund or through another intermediary to receive these waivers or discounts. Please see Appendix A to this Prospectus for information regarding eligibility for CDSC discounts available through specific financial intermediaries, which may differ from those disclosed elsewhere in this Prospectus or in the SAI.**

As long as the Distributor is notified at the time you sell, the CDSC for Class C shares will generally be eliminated in the following cases: (1) to make distributions from Certain Retirement Plans (to pay plan participants or beneficiaries due to death, disability, separation from service, normal or early retirement, loans from the plan, hardship withdrawals, return of excess contributions, or required minimum distributions at age 70 1/2 (an individual participant's voluntary distribution or a total plan termination or total plan redemption may incur a CDSC); (2) to make payments through a systematic withdrawal plan; (3) due to shareholder death or disability; (4) to return excess IRA contributions; or (5) to make required minimum distributions at age 70 1/2 (applies only to the amount necessary to meet the required minimum distributions).

Due to operational limitations at your financial intermediary, a CDSC may be assessed, notwithstanding the exemptions above; please consult your financial representative. Please see the SAI for more information on eliminating or reducing front-end sales charges and the CDSC.

### **How the CDSC is Applied to Your Shares**

The CDSC is a sales charge you pay when you redeem certain Fund shares. The CDSC:

- Is calculated based on the number of shares you are selling;
- Calculation is based on either your original purchase price or the current NAV of the shares being sold, whichever is lower in order to minimize your CDSC;
- Is deducted from the proceeds of the redemption unless you request, at the time of the redemption, that it be deducted from the amount remaining in your account; and
- Applies to redemptions made within the time frame shown above for each class.

A CDSC will not be charged on:

- Increases in NAV above the purchase price;

## Fund Services

- Shares you acquired by reinvesting your dividends or capital gains distributions; or
- Exchanges. However, the original purchase date of the shares from which the exchange is made determines if the newly acquired shares are subject to the CDSC when they are sold.

To minimize the amount of the CDSC you may pay when you redeem shares, the relevant Fund will first redeem shares acquired through reinvested dividends and capital gain distributions. Shares will be sold in the order in which they were purchased (earliest to latest).

### Class N, Class Y and Admin Class Shares

The offering price of Class N, Class Y and Admin Class shares is their NAV without a front-end load sales charge. No CDSC applies when you redeem your shares. You must meet eligibility criteria in order to invest in Class N, Class Y or Admin Class shares.

### Class T Shares

The offering price of Class T shares is their NAV plus a front-end sales charge, which varies depending upon the size of your purchase.

#### Class T Sales Charges<sup>\*,\*\*</sup>

Your Investment	As a % of offering price	As a % of your investment
Less than \$250,000	2.50%	2.56%
\$250,000 – \$499,999	2.00%	2.04%
\$500,000 – \$999,999	1.50%	1.52%
\$1,000,000 or more	1.00%	1.01%

\* Due to rounding, the actual sales charge for a particular transaction may be higher or lower than the rates listed above.

\*\* Not imposed on shares that are purchased with reinvested dividends or other distributions.

## Compensation to Securities Dealers

As part of their business strategies, each Fund pays securities dealers and other financial institutions (collectively, “dealers”) that sell their shares. This compensation originates from two sources: sales charges (front-end or deferred) and 12b-1 fees (comprising the annual service and/or distribution fees paid under a plan adopted pursuant to Rule 12b-1 under the 1940 Act). The sales charges, some or all of which may be paid to dealers, are discussed in the section “How Sales Charges Are Calculated” and dealer commissions are disclosed in the SAI. Class A, Class C, Class T and Admin Class shares pay an annual service fee each of 0.25% of their respective average daily net assets. The Admin Class of Loomis Sayles Strategic Income Fund also pays a 12b-1 fee of 0.25% of its average daily net assets. Admin Class shares may pay an administrative services fee at an annual rate of up to 0.25% of the average daily net assets attributable to Admin Class shares to the Distributor and/or securities dealers or financial intermediaries for providing personal service and account maintenance for their customers who hold these shares. Class C shares are subject to an annual distribution fee of 0.75% of their average daily net assets. Generally, the 12b-1 fees are paid to securities dealers on a quarterly basis, but may be paid on other schedules. The SAI includes additional information about the payment of some or all of such fees to dealers. Because these distribution fees and service (12b-1) fees are paid out of each Fund’s assets on an ongoing basis, over time these fees for Class C and Admin Class shares will increase the cost of your investment and may cost you more than paying the front-end sales charge and service fees on Class A or Class T shares. Similarly, over time the fees for Class A, Class C and Class T shares will increase the cost of your investment and will cost you more than an investment in Class N or Class Y shares.

In addition, each Fund may make payments to financial intermediaries that provide shareholder services to shareholders whose shares are held of record in omnibus, other group accounts (for example, 401(k) plans) or accounts traded through registered securities clearing agents to compensate those intermediaries for services they provide to such shareholders, including, but not limited to, sub-accounting, sub-transfer agency, similar shareholder or participant recordkeeping, shareholder or participant reporting, or shareholder or participant transaction processing (“recordkeeping and processing-related services”). The actual payments, and the services provided, vary from firm to firm. These fees are paid by each Fund (with the exception of Class N shares, which do not bear such expenses) in light of the fact that other costs may be avoided by each Fund where the intermediary, not each Fund’s service provider, provides services to Fund shareholders.

The Distributor, a Fund’s Adviser and each of their respective affiliates may, out of their own resources, which generally come directly or indirectly from fees paid by the Funds, make payments to certain dealers and other financial intermediaries that satisfy certain criteria established from time to time by the Distributor. Payments may vary based on sales, the amount of assets a dealer’s or intermediary’s clients have invested in the Funds, and other factors. These payments may also take the form of sponsorship of seminars or informational meetings or payments for attendance by persons associated with a dealer or intermediary at informational meetings. The Distributor and its affiliates may also make payments for recordkeeping and processing-related services to financial intermediaries that sell Fund shares; such payments will not be made with respect to Class N shares. These payments may be in addition to payments made by each Fund for similar services.

The payments described in this section, which may be significant to the dealers and the financial intermediaries, may create an incentive for a dealer or financial intermediary or their representatives to recommend or sell shares of a particular Fund or share class over other mutual funds or share classes.

Additionally, these payments may result in the Funds receiving certain marketing or servicing advantages that are not generally available to mutual funds that do not make such payments, including placement on a sales list, including a preferred or select sales list, or in other sales programs. These payments, which are in addition to any amounts you may pay your dealer or other financial intermediary, may create potential conflicts of interest between an investor and a dealer or other financial intermediary who is recommending a particular mutual fund over other mutual funds. Before investing, you should consult with your financial representative and review carefully any disclosure by the dealer or other financial intermediary as to the services it provides, what monies it receives from mutual funds and their advisers and distributors, as well as how your financial representative is compensated. Please see the SAI for additional information about payments made by the Distributor and its affiliates to dealers and intermediaries.

## How to Purchase Shares

Each Fund is generally available for purchase in the United States, Puerto Rico, Guam and the U.S. Virgin Islands. The Funds will only accept investments from U.S. citizens with a U.S. address (including an APO or FPO address) or resident aliens with a U.S. address (including an APO or FPO address) and a U.S. taxpayer identification number. U.S. citizens living abroad are not allowed to purchase shares in the Funds. Admin Class shares are offered exclusively through intermediaries (who will be the record owner of such shares), are intended primarily for Certain Retirement Plans held in omnibus fashion, and are not available for purchase by individual investors. Class N and Class T shares are not eligible to be exchanged or purchased through the website or through the Natixis Funds Automated Voice Response System.

Each Fund sells its shares at the NAV next calculated after the Fund receives a properly completed investment order. The Fund generally must receive your properly completed order before the close of regular trading on the New York Stock Exchange ("NYSE") for your shares to be bought or sold at the Fund's NAV on that day.

All purchases made by check should be in U.S. dollars and made payable to Natixis Funds. Third party checks, travelers checks, starter checks and credit card convenience checks will not be accepted, except that third party checks under \$10,000 may be accepted. You may return an uncashed redemption check from your account to be repurchased back into your account. Upon redemption of an investment by check or by periodic account investment, redemption proceeds may be withheld until the check has cleared or the shares have been in your account for 10 days.

A Fund may periodically close to new purchases of shares or refuse any order to buy shares if the Fund determines that doing so would be in the best interests of the Fund and its shareholders. See the section "Restrictions on Buying, Selling and Exchanging Shares."

Loomis Sayles Growth Fund is currently closed to new investors. Shares of Loomis Sayles Growth Fund are available for purchase only by existing shareholders and clients of registered investment advisers and registered representatives trading through intermediaries on which the Fund is already available. Defined contribution and defined benefit plans will be permitted to invest in Loomis Sayles Growth Fund if they started the process of adding the Fund as an investment option based on discussions with Loomis Sayles prior to April 28, 2017 and added the Fund to the plan line-up by December 31, 2017.

The Funds are not available to new SIMPLE IRA plans using the Natixis Funds' Prototype document.

You can buy shares of each Fund in several ways:

The Funds may engage financial intermediaries to receive purchase, exchange and sell orders on their behalf. Accounts established directly with the Funds will be serviced by the Funds' transfer agent. The Funds, the Funds' transfer agent and the Distributor do not provide investment advice.

**Through a financial adviser (certain restrictions may apply).** Your financial adviser will be responsible for furnishing all necessary documents to Natixis Funds. Your financial adviser may charge you for these services. Your financial adviser must receive your request in proper form before the close of regular trading on the NYSE for you to receive that day's NAV.

**Through a broker-dealer (certain restrictions may apply).** You may purchase shares of the Funds through a broker-dealer that has been approved by the Distributor. Your broker-dealer may charge you a fee for effecting such transactions. Your broker-dealer must receive your request in proper form before the close of regular trading on the NYSE for you to receive that day's NAV.

**Directly from the Fund.** Natixis Funds' transfer agent must receive your purchase request in proper form before the close of regular trading on the NYSE in order for you to receive that day's NAV.

You can purchase shares directly from each Fund in several ways:

**By mail.** You can buy shares of each Fund by submitting a completed application form, which is available online at [www.im.natixis.com](http://www.im.natixis.com) or by calling Natixis Funds at 800-225-5478, along with a check payable to Natixis Funds for the amount of your purchase to:

### Regular Mail

Natixis Funds  
P.O. Box 219579  
Kansas City, MO 64121-9579

### Overnight Mail

Natixis Funds  
330 West 9th Street  
Kansas City, MO 64105-1514



## Fund Services

---

After your account has been established, you may send subsequent investments directly to Natixis Funds at the above addresses. Please include either the investment slip from your account statement or a letter specifying the Fund name, your account number and your name, address and telephone number.

**By wire.** You also may wire subsequent investments. Call Natixis Funds at 800-225-5478 to obtain wire transfer instructions. At the time of the wire transfer, you will need to include the Fund name, your class of shares, your account number and the registered account owner name(s). Your bank may charge you for such a transfer.

**By telephone.** You can make subsequent investments by calling Natixis Funds at 800-225-5478.

**By exchange.** You may purchase shares of a Fund by exchange of shares of the same class of another Fund by sending a signed letter of instruction to Natixis Funds, by calling Natixis Funds at 800-225-5478 or by accessing your account online at [www.im.natixis.com](http://www.im.natixis.com).

**Through Automated Clearing House ("ACH").** Before you can purchase shares of Natixis Funds through ACH, you must provide specific instructions to Natixis Funds in writing (see STAMP2000 Medallion Signature Guarantee below). You may purchase shares of a Fund through ACH by either calling Natixis Funds at 800-225-5478 or by accessing your account online at [www.im.natixis.com](http://www.im.natixis.com).

**By internet.** If you have established a Personal Identification Number ("PIN") and you have established the electronic transfer privilege, you can make subsequent investments through your online account at [www.im.natixis.com](http://www.im.natixis.com). If you have not established a PIN, but you have established the electronic transfer privilege, go to [www.im.natixis.com](http://www.im.natixis.com), click on "Account Access," and follow the instructions.

**Through systematic investing.** You can make regular investments of \$50 or more per month through automatic deductions from your bank checking or savings account. If you did not establish the electronic transfer privilege on your application, you may add the privilege by obtaining a Service Options Form through your financial adviser, by calling Natixis Funds at 800-225-5478 or by visiting [www.im.natixis.com](http://www.im.natixis.com). A medallion signature guarantee may be required to add this option.

Minimum Investment Requirements for each fund and share class are described in the section "Purchase and Sale of Fund Shares."

### Minimum Balance Policy

In order to address the relatively higher costs of servicing smaller fund positions, on an annual basis each Fund may close an account and send the account holder the proceeds if the account falls below \$500. The valuation of account balances for this purpose and liquidation itself generally occur during October of each calendar year, although they may occur at another date in the year.

Certain accounts, such as accounts using the Natixis Funds' prototype document (including IRAs, Keogh Plans, 403(b)(7) plans and Coverdell Education Savings Accounts), accounts associated with fee-based programs (such as wrap programs), trust networked accounts, accounts initially funded within six months of the liquidation date, certain retirement accounts, or accounts that fall below the minimum as a result of an automatic conversion of Class C to Class A shares, are excepted from the liquidation.

Due to operational limitations, the Funds' ability to apply the Minimum Balance Policy to shareholder accounts held through an intermediary in an omnibus fashion may be limited. The Funds may work with these intermediaries to enforce the Minimum Balance Policy on these accounts as can best be applied per the timing and constraints of the intermediaries' account recordkeeping systems.

### Certain Retirement Plans

Natixis Funds defines "Certain Retirement Plans" as it relates to load waivers, share class eligibility, and account minimums as follows:

Certain Retirement Plans includes 401(k) plans, 457 plans, 401(a) plans (including profit-sharing and money purchase pension plans), 403(b) and 403(b)(7) plans, defined benefit plans, non-qualified deferred compensation plans, Taft Hartley multi-employer plans and retiree health benefit plans. The accounts must be plan level omnibus accounts to qualify.

Certain Retirement Plans does not include individual retirement plan accounts such as IRAs, SIMPLE, SEP, SARSEP, Roth IRA, etc. Any retirement plan accounts registered in the name of a participant would not qualify.

## How To Redeem Shares

You can redeem shares of each Fund directly from the Fund on any day on which the NYSE is open for business. The information below details the various ways you can redeem shares of a Fund. Except as noted below and in the "Selling Restrictions" section of this Prospectus, each Fund typically expects to pay out redemption proceeds on the next business day after a redemption request is received in good order. The information below also notes certain fees that may be charged by a Fund, its agents, your bank or your financial representative in connection to your redemption request. The Funds do not currently impose any redemption charge other than the contingent deferred sales charge (CDSC) imposed by the Funds' distributor, as described in the "How Sales Charges Are Calculated" section of this Prospectus. The Funds' Board of Trustees reserves the right to impose additional charges at any time.

Each Fund may fund a redemption request from various sources, including sales of portfolio securities, holdings of cash or cash equivalents, and borrowings from banks (including overdrafts from the Fund's custodian bank and/or under the Fund's line of credit, which is shared across certain other Natixis Funds and Loomis Sayles Funds). Each Fund typically will redeem shares for cash; however, as described in more detail below, each Fund reserves the right to pay the redemption price wholly or partly in-kind (i.e., in portfolio securities rather than cash), if the Fund's Adviser determines it to be advisable and in the best interest of shareholders. If a shareholder receives a distribution in-kind, the shareholder will bear the market risk associated with the distributed securities and would incur brokerage or other charges in converting the securities to cash.

## Fund Services

---

Because large redemptions are likely to require liquidation by a Fund of portfolio holdings, payment for large redemptions may be delayed for up to seven days to provide for orderly liquidation of such holdings. Under unusual circumstances, the Funds may suspend redemptions or postpone payment for more than seven days as permitted by the SEC.

Redemptions totaling more than \$100,000 from a single fund/account cannot be processed on the same day unless the proceeds of the redemption are sent via pre-established banking information on the account. Please see the section "STAMP2000 Medallion Signature Guarantee" for details.

Generally, a transaction fee will be charged for expedited payment of redemption proceeds of \$5.50 for wire transfers, \$50 for international wire transfers or \$20.50 for overnight delivery. These fees are subject to change.

**Redemptions through your financial adviser.** Your financial adviser must receive your request in proper form before the close of regular trading on the NYSE for you to receive that day's NAV. Your financial adviser will be responsible for furnishing all necessary documents to Natixis Funds on a timely basis and may charge you for his or her services.

**Redemptions through your broker-dealer.** You may redeem shares of the Funds through a broker-dealer that has been approved by the Distributor, which can be contacted at 888 Boylston Street, Suite 800, Boston, MA 02199-8197. Your broker-dealer may charge you a fee for effecting such transaction. Your broker-dealer must receive your request in proper form before the close of regular trading on the NYSE for you to receive that day's NAV. Your redemptions generally will be wired to your broker-dealer on the first business day after your request is received in good order.

**Redemptions directly to the Funds.** Natixis Funds' transfer agent must receive your redemption request in proper form before the close of regular trading on the NYSE in order for you to receive that day's NAV. Your redemptions generally will be sent to you on the first business day after your request is received in good order, although it may take longer.

You may make redemptions directly from each Fund in several ways:

**By mail.** Send a signed letter of instruction that includes the name of the Fund, the exact name(s) in which the shares are registered, any special capacity in which you are signing (such as trustee or custodian or on behalf of a partnership, corporation, or other entity), your address, telephone number, account number and the number of shares or dollar amount to be redeemed to the following address:

### Regular Mail

Natixis Funds  
P.O. Box 219579  
Kansas City, MO 64121-9579

### Overnight Mail

Natixis Funds  
330 West 9th Street  
Kansas City, MO 64105-1514

All owners of shares must sign the written request in the exact names in which the shares are registered. The owners should indicate any special capacity in which they are signing (such as trustee or custodian or on behalf of a partnership, corporation or other entity).

**By exchange.** You may sell some or all of your shares of a Fund and use the proceeds to buy shares of the same class of another sending a signed letter of instruction to Natixis Funds, by calling Natixis Funds at 800-225-5478 or by accessing your account online at [www.im.natixis.com](http://www.im.natixis.com).

**By internet.** If you have established a Personal Identification Number ("PIN") and you have established the electronic transfer privilege, you can redeem shares through your online account at [www.im.natixis.com](http://www.im.natixis.com). If you have not established a PIN but you have established the electronic transfer privilege, go to [www.im.natixis.com](http://www.im.natixis.com), click on "Account Access," and follow the instructions.

**By telephone.** You may redeem shares by calling Natixis Funds at 800-225-5478. Proceeds from telephone redemption requests (less any applicable fees) can be wired to your bank account, sent electronically by ACH to your bank account or sent by check in the name of the registered owner(s) to the address of record. A wire fee will be deducted from your proceeds. Your bank may charge you a fee to receive the wire.

The telephone redemption privilege may be modified or terminated by the Funds without notice.

You may redeem by telephone to have a check sent to the address of record for the maximum amount of \$100,000 per day from a single fund/account. For your protection, telephone or internet redemption requests will not be permitted if Natixis Funds has been notified of an address change or bank account information change for your account within the preceding 30 days. Unless you indicate otherwise on your account application, Natixis Funds will be authorized to accept redemption and transfer instructions by telephone. If you prefer, you can decline telephone redemption and transfer privileges.

**Systematic Withdrawal Plan.** If the value of your account is \$10,000 or more, you can have periodic redemptions automatically paid to you or to someone you designate. Please call 800-225-5478 for more information or to set up a systematic withdrawal plan or visit [www.im.natixis.com](http://www.im.natixis.com) to obtain a Service Options Form.

**In-Kind.** Shares normally will be redeemed for cash upon receipt of a redemption request in good order, although each Fund reserves the right to pay the redemption price wholly or partly in-kind if the Fund's Adviser determines it to be advisable and in the best interest of shareholders. For example, a Fund may pay a redemption in-kind under stressed market conditions or if the redemption amount is large.

You may also request an in-kind redemption of your shares by calling Natixis Funds at 800-225-5478. In-kind redemptions typically take several weeks to effectuate following a redemption request given the operational steps necessary to coordinate with the redeeming shareholder's custodian. Typically, the redemption date is mutually-agreed upon by the Fund and the redeeming shareholder. A Fund is not required to pay a redemption in-kind even if requested and may in its discretion pay the redemption proceeds in cash.

Redemptions in-kind will generally, but not necessarily, result in a pro rata distribution of each security held in a Fund's portfolio. If a shareholder receives a distribution in-kind, the shareholder will bear the market risk associated with the distributed securities and would incur brokerage or other charges in converting the securities to cash.

**By wire.** Before Natixis Funds can wire redemption proceeds (less any applicable fees) to your bank account, you must provide specific wire instructions to Natixis Funds in writing (see "STAMP2000 Medallion Signature Guarantee" below). A wire fee will be deducted from the proceeds of each wire.

**By ACH.** Before Natixis Funds can send redemptions through ACH, you must provide specific wiring instructions to Natixis Funds in writing (see "STAMP2000 Medallion Signature Guarantee" below). For ACH redemptions, proceeds will generally arrive at your bank within three business days.

**STAMP2000 Medallion Signature Guarantee.** You must have your signature guaranteed by a bank, broker-dealer or other financial institution that can issue a STAMP2000 Medallion Signature Guarantee for the following types of redemptions:

- If you are selling more than \$100,000 per day from a single fund/account and you are requesting the proceeds by check (this does not apply to IRA transfer of assets to new custodian).
- If you are requesting that the proceeds check (of any amount) be made out to someone other than the registered owner(s) or sent to an address other than the address of record.
- If the account registration or bank account information has changed within the past 30 days.
- If you are instructing us to send the proceeds by check, wire or ACH to a bank not already active on the fund account.

The Funds will only accept STAMP2000 Medallion Signature Guarantees bearing the STAMP2000 Medallion imprint. The surety amount of the STAMP2000 medallion imprint must meet or exceed the amount on the request. Please note that a notary public cannot provide a STAMP2000 Medallion Signature Guarantee. This signature guarantee requirement may be waived by Natixis Funds in certain cases.

## Exchanging or Converting Shares

In general, you may exchange shares of each Fund (excluding Class T shares) for shares of the same class of another Natixis Fund that offers such class of shares, without paying a sales charge or a CDSC, if applicable (see the sections "How to Purchase Shares" and "How to Redeem Shares") subject to restrictions noted below. Class T shares of the Funds do not have exchange privileges. The exchange must be for at least the minimum to open an account (or the total NAV of your account, whichever is less), or, once the fund minimum is met, exchanges under the Automatic Exchange Plan must be made for at least \$50 (see the section "Additional Investor Services"). All exchanges are subject to the eligibility requirements of the fund into which you are exchanging and any other limits on sales of or exchanges into that fund. The exchange privilege may be exercised only in those states where shares of such funds may be legally sold. For U.S. federal income tax purposes, an exchange of Fund shares for shares of another fund is generally treated as a sale on which gain or loss may be recognized. Subject to the applicable rules of the SEC, the Board of Trustees reserves the right to modify the exchange privilege at any time. Before requesting an exchange into any other fund, please read its prospectus carefully. You may be unable to hold your shares through the same financial intermediary if you engage in certain share exchanges. You should contact your financial intermediary for further details. Please refer to the SAI for more detailed information on exchanging Fund shares. Class N shares are not eligible to be exchanged through the website or through the Natixis Funds Automated Voice Response System.

In certain circumstances, you may convert shares of your Fund from your current share class into another share class in the same Fund. A conversion is subject to the eligibility requirements of the share class of your Fund that you are converting into including investment minimum requirements. The conversion from one class of shares to another will be based on the respective NAVs of the separate share classes on the trade date for the conversion. Effective June 1, 2018, except as noted below, Class C shares will automatically convert to Class A shares after 10 years. Generally, to be eligible to have your Class C shares automatically converted to Class A shares, the Fund or the financial intermediary through which you purchased your shares will need to have records verifying that your Class C shares have been held for 10 years. Due to operational limitations at your financial intermediary, your ability to have your Class C shares automatically converted to Class A shares may be limited. Group retirement plans of certain financial intermediaries who hold Class C shares with the Fund in an omnibus account do not track participant level aging of shares and therefore these shares will not be eligible for an automatic conversion. Please consult your financial representative for more information.

Any account with an outstanding CDSC liability will be assessed the CDSC before converting to the new share class. Any conversions into a class of shares with a front end sales charge will not be subject to an initial sales charge; however, future purchases may be subject to a sales charge, if applicable.

Generally, a conversion between share classes of the same fund is a nontaxable event to the shareholder. All requests for conversions must follow the procedures set forth by the Distributor. The Fund reserves the right to refuse any conversion request. Due to operational limitations at your financial intermediary, your ability to convert share classes of the same fund or have your Class C shares automatically converted to Class A shares may be limited. Please consult your financial representative for more information.

In general, you may sell Class Y shares of any Natixis Fund and use the proceeds to purchase Class I shares in any Loomis Sayles Fund, subject to the eligibility requirements, including fund minimums, of the fund you are purchasing into.

**Cost Basis Reporting.** Upon the redemption or exchange of your shares in a Fund, the Fund, or, if you purchased your shares through a broker-dealer or other financial intermediary, your financial intermediary will be required to provide you and the Internal Revenue Service (“IRS”) with cost basis and certain other related tax information about the Fund shares you redeemed or exchanged. The cost basis reporting requirement is effective for shares purchased, including through dividend reinvestment, on or after January 1, 2012. Please contact the Fund at 800-225-5478, visit [im.natixis.com](http://im.natixis.com) or consult your financial intermediary, as appropriate, for more information regarding available methods for cost basis reporting and how to select a particular method. Please also consult your tax adviser to determine which available cost basis method is best for you.

## Restrictions on Buying, Selling and Exchanging Shares

The Funds discourage excessive short-term trading that may be detrimental to the Funds and their shareholders. Frequent purchases and redemptions of Fund shares by shareholders may present certain risks for other shareholders in a Fund. This includes the risk of diluting the value of Fund shares held by long-term shareholders, interfering with the efficient management of each Fund’s portfolio and increasing brokerage and administrative costs. Funds investing in securities that require special valuation processes (such as foreign securities, below investment grade securities or small capitalization securities), also may have increased exposure to these risks. The Board of Trustees has adopted the following policies to address and discourage such trading.

Each Fund reserves the right to suspend or change the terms of purchasing or exchanging shares. Each Fund and the Distributor reserve the right to reject any purchase or exchange order for any reason, including if the transaction is deemed not to be in the best interests of the Fund’s other shareholders or possibly disruptive to the management of the Fund. A shareholder whose exchange order has been rejected may still redeem its shares by submitting a redemption request as described under “How to Redeem Shares.”

**Limits on Frequent Trading.** Excessive trading activity in a Fund is measured by the number of round trip transactions in a shareholder’s account. A round trip is defined as (1) a purchase (including a purchase by exchange) into a Fund followed by a redemption (including a redemption by exchange) of any amount out of the same Fund; or (2) a redemption (including a redemption by exchange) out of a Fund followed by a purchase (including a purchase by exchange) of any amount into the same Fund. Two round trip transactions in a single Fund within a rolling 90-day period is considered to be excessive and will constitute a violation of the Fund’s trading limitations. After the detection of a first violation, the Fund or the Distributor will issue the shareholder and/or his or her financial intermediary, if any, a written warning. After the detection of a second violation (*i.e.*, two more round trip transactions in the Fund within a rolling 90-day period), the Fund or the Distributor will restrict the shareholder from making subsequent purchases (including purchases by exchange) for 90 days. After the detection of a third violation, the Fund or the Distributor will permanently restrict the account and any other accounts under the shareholder’s control in any Natixis Fund or Loomis Sayles Fund from making subsequent purchases (including purchases by exchange). The above limits are applicable whether a shareholder holds shares directly with a Fund or indirectly through a financial intermediary, such as a broker, bank, investment adviser, recordkeeper for retirement plan participants, or other third party. The preceding is not an exclusive description of activities that a Fund and the Distributor may consider to be excessive and, at its discretion, a Fund and the Distributor may restrict or prohibit transactions by such identified shareholders or intermediaries.

Notwithstanding the above, certain financial intermediaries, such as retirement plan administrators, may monitor and restrict the frequency of purchase and redemption transactions in a manner different from that described above. The policies of these intermediaries may be more or less restrictive than the generally applicable policies described above. Each Fund may choose to rely on a financial intermediary’s restrictions on frequent trading in place of the Fund’s own restrictions if the Fund determines, at its discretion, that the financial intermediary’s restrictions provide reasonable protection for the Fund from excessive short-term trading activity. Please contact your financial representative for additional information regarding their policies for limiting the frequent trading of Fund shares.

This policy also does not apply with respect to shares purchased by certain funds-of-funds or similar asset allocation programs that rebalance their investments only infrequently. To be eligible for this exemption, the fund-of-funds or asset allocation program must identify itself to and receive prior written approval from a Fund or the Distributor. A Fund and the Distributor may request additional information to enable them to determine that the fund-of-funds or asset allocation program is not designed to and/or is not serving as a vehicle for disruptive short-term trading, which may include requests for (i) written assurances from the sponsor or investment manager of the fund-of-funds or asset allocation program that it enforces the Fund’s frequent trading policy on investors or another policy reasonably designed to deter disruptive short-term trading in Fund shares, and/or (ii) data regarding transactions by investors in the fund-of-funds or asset allocation program, for periods and on a frequency determined by the Fund and the Distributor, so that the Fund can monitor compliance by such investors with the trading limitations of the Fund or of the fund-of-funds or asset allocation program. Under certain circumstances, waivers to these conditions (including waivers to permit more frequent rebalancing) may be approved for programs that in the Fund’s opinion are not vehicles for market timing and are not likely to engage in abusive trading.

**Trade Activity Monitoring.** Trading activity is monitored selectively on a daily basis in an effort to detect excessive short-term trading activities. If a Fund or the Distributor believes that a shareholder or financial intermediary has engaged in excessive, short-term trading activity, it may, at its discretion, request that the shareholder or financial intermediary stop such activities or refuse to process purchases or exchanges in the accounts. At its discretion, a Fund and the Distributor, as well as an adviser to a Fund may ban trading in an account if, in their judgment, a shareholder or financial intermediary has engaged in short-term transactions that, while not necessarily in violation of the Fund’s stated policies on frequent trading, are harmful to a Fund or its shareholders. A Fund and the Distributor also reserve the right to notify financial intermediaries of the shareholder’s trading activity.

**Accounts Held by Financial Intermediaries.** The ability of a Fund and the Distributor to monitor trades that are placed by omnibus or other nominee accounts is severely limited in those instances in which the financial intermediary maintains the record of a Fund’s underlying beneficial owners. In general,

## Fund Services

---

each Fund and the Distributor will review trading activity at the omnibus account level. If a Fund and the Distributor detect suspicious activity, they may request and receive personal identifying information and transaction histories for some or all underlying shareholders (including plan participants) to determine whether such shareholders have engaged in excessive short-term trading activity. If a Fund believes that a shareholder has engaged in excessive short-term trading activity in violation of the Fund's policies through an omnibus account, the Fund will attempt to limit transactions by the underlying shareholder that engaged in such trading, although it may be unable to do so. A Fund may also limit or prohibit additional purchases of Fund shares by an intermediary. Investors should not assume a Fund will be able to detect or prevent all trading practices that may disadvantage a Fund.

### Purchase Restrictions

Each Fund is required by federal regulations to obtain certain personal information from you and to use that information to verify your identity. The Funds may not be able to open your account if the requested information is not provided. **Each Fund reserves the right to refuse to open an account, close an account and redeem your shares at the then-current price or take other such steps that the Fund deems necessary to comply with federal regulations if your identity cannot be verified.**

### Selling Restrictions

The table below describes restrictions placed on selling shares of a Fund. Please see the SAI for additional information regarding redemption payment policies.

Restriction	Situation
Each Fund may suspend the right of redemption:	<ul style="list-style-type: none"><li>• When the NYSE is closed (other than a weekend/holiday) as permitted by the SEC.</li><li>• During an emergency as permitted by the SEC.</li><li>• During any other period permitted by the SEC.</li></ul>
Each Fund reserves the right to suspend account services or refuse transaction requests:	<ul style="list-style-type: none"><li>• With a notice of a dispute between registered owners or death of a registered owner.</li><li>• With suspicion/evidence of a fraudulent act.</li></ul>
Each Fund may pay the redemption price in whole or in part by a distribution in-kind of readily marketable securities in lieu of cash or may take up to 7 days to pay a redemption request in order to raise capital:	<ul style="list-style-type: none"><li>• When or if it is advisable for the Fund to redeem in-kind, as determined in the sole discretion of the Adviser, or if requested by the redeeming shareholder and agreed to by the Fund.</li></ul>
Each Fund may withhold redemption proceeds for 10 days from the purchase date:	<ul style="list-style-type: none"><li>• When redemptions are made within 10 calendar days of purchase by check or ACH to allow the check or ACH transaction to clear.</li></ul>

The Funds reserve the right to suspend account services or refuse transaction requests if a Fund receives notice of a dispute between registered owners or of the death of a registered owner or a Fund suspects a fraudulent act. If a Fund refuses a transaction request because it receives notice of a dispute, the transaction will be processed at the NAV next determined after the Fund receives notice that the dispute has been settled or a court order has been entered adjudicating the dispute. If a Fund determines that its suspicion of fraud or belief that a dispute existed was mistaken, the transaction will be processed as of the NAV next determined after the transaction request was first received in good order.

**Certificates.** Certificates will not be issued or honored for any class of shares.

## Self-Servicing Your Account

Shareholders that hold their accounts directly with Funds may use the following self-service options. Shareholders that hold Fund shares through a financial intermediary should consult their financial intermediary regarding any self-service options that they may offer.

(Excludes Class N and Class T shares)

### Natixis Funds Website.

You can access our website at [www.im.natixis.com](http://www.im.natixis.com) to perform transactions (purchases, redemptions or exchanges), review your account information and Fund NAVs, change your address, order duplicate statements or tax forms or obtain a prospectus, an SAI, an application or periodic reports (certain restrictions may apply).

**Natixis Funds Automated Voice Response System.** You have access to your account 24 hours a day by calling Natixis Funds' Automated Voice Response System at 800-225-5478, option 1. Using this customer service option, you may review your account balance and Fund NAV, order duplicate statements, order duplicate tax forms, obtain distribution and performance information and obtain wiring instructions (certain restrictions may apply).

## Restructuring and Liquidations

Investors should note that each Fund reserves the right to merge or reorganize at any time, or to cease operations or liquidate itself. At any time prior to the liquidation of a Fund, shareholders may redeem their shares of the Fund pursuant to the procedures set forth under "How to Redeem Shares." The proceeds

from any such redemption will be the NAV of the Fund's shares. Shareholders may also exchange their shares, subject to investment minimums and other restrictions on exchanges as described under "Exchanging or Converting Shares." For federal income tax purposes, an exchange of a fund's shares for shares of another Natixis Fund or Loomis Sayles Fund is generally treated as a sale on which a gain or loss may be recognized.

**Retirement Accounts.** Absent an instruction to the contrary prior to the liquidation date of a Fund, for shares of a Fund held using a Natixis Funds' prototype document, in individual retirement accounts, in custodial accounts under a SEP, SIMPLE, SARSEP or 403(b) plan, or in certain other retirement accounts, Natixis Distribution, L.P. will exchange any shares remaining in the Fund on the liquidation date for shares of Loomis Sayles Limited Term Government and Agency Fund (or, if that fund is no longer in existence, then in shares of another comparable Natixis Fund or Loomis Sayles Fund) at NAV. Please refer to your plan documents or contact your plan administrator or plan sponsor to determine whether the preceding sentence applies to you.

## How Fund Shares Are Priced

NAV is the price of one share of a Fund without a sales charge, and is calculated each business day using this formula:

$$\text{Net Asset Value} = \frac{\text{Total market value of securities} + \text{Cash and other assets} - \text{Liabilities}}{\text{Number of outstanding shares}}$$

The NAV of Fund shares is determined pursuant to policies and procedures approved by the Board of Trustees, as summarized below:

- A share's NAV is determined at the close of regular trading on the NYSE on the days the NYSE is open for trading. This is normally 4:00 p.m., Eastern time. A Fund's shares will not be priced on the days on which the NYSE is closed for trading. In addition, a Fund's shares will not be priced on the holidays listed in the SAI. See the section "Net Asset Value" in the SAI for more details.
- The price you pay for purchasing, redeeming or exchanging a share will be based upon the NAV next calculated (plus or minus applicable sales charges as described earlier in the Fund Summary) after your order is received by the transfer agent, DST Asset Manager Solutions, Inc., (rather than when the order arrives at the P.O. box) "in good order" (meaning that the order is complete and contains all necessary information).<sup>1</sup>
- Requests received by the Funds after the NYSE closes will be processed based upon the NAV determined at the close of regular trading on the next day that the NYSE is open. If the transfer agent receives the order in good order prior to the NYSE market close (normally 4:00 p.m., Eastern time), the shareholder will receive that day's NAV. Under limited circumstances, the Distributor may enter into contractual agreements pursuant to which orders received by your investment dealer before a Fund determines its NAV and transmitted to the transfer agent prior to market open on the next business day are processed at the NAV determined on the day the order was received by your investment dealer. **Please contact your investment dealer to determine whether it has entered into such a contractual agreement. If your investment dealer has not entered into such a contractual agreement, your order will be processed at the NAV next determined after your investment dealer submits the order to a Fund.**
- If a Fund invests in foreign securities, it may have NAV changes on days when you cannot buy or sell its shares.

<sup>1</sup> Please see the section "How to Purchase Shares," which provides additional information regarding who can receive a purchase order.

Generally, during times of substantial economic or market change, it may be difficult to place your order by phone. During these times, you may send your order by mail as described in the sections "How to Purchase Shares" and "How to Redeem Shares."

Fund securities and other investments for which market quotations are readily available, as outlined in the Funds' policies and procedures, are valued at market value. The Fund may use independent pricing services recommended by the Adviser and approved by the Board of Trustees to obtain market quotations. Generally, Fund securities and other investments are valued as follows:

- **Equity securities (including shares of closed-end investment companies and exchange-traded funds ("ETFs")), exchange traded notes, rights, and warrants** — listed equity securities are valued at the last sale price quoted on the exchange where they are traded most extensively or, if there is no reported sale during the day, the closing bid quotation as reported by an independent pricing service. Securities traded on the NASDAQ Global Select Market, NASDAQ Global Market and NASDAQ Capital Market are valued at the NASDAQ Official Closing Price ("NOCP"), or if lacking an NOCP, at the most recent bid quotations on the applicable NASDAQ Market. Unlisted equity securities (except unlisted preferred equity securities discussed below) are valued at the last sale price quoted in the market where they are traded most extensively or, if there is no reported sale during the day, the closing bid quotation as reported by an independent pricing service. If there is no sale price or closing bid quotation available, unlisted equity securities will be valued using evaluated bids furnished by an independent pricing service, if available. In some foreign markets, an official close price and a last sale price may be available from the foreign exchange or market. In those cases, the official close price is used. Valuations from foreign markets may be subject to the Funds' fair value policies described below. If a right is not traded on any exchange, its value is based on the market value of the underlying security, less the cost to subscribe to the underlying security (e.g., to exercise the right), adjusted for the subscription ratio. If a warrant is not traded on any exchange, a price is obtained from a broker-dealer.
- **Debt securities and unlisted preferred equity securities** — evaluated bids furnished to a Fund by an independent pricing service using market information, transactions for comparable securities and various relationships between securities, if available, or bid prices obtained from broker-dealers.
- **Senior Loans** — bid prices supplied by an independent pricing service, if available, or bid prices obtained from broker-dealers.
- **Bilateral Swaps** — bilateral credit default swaps are valued based on mid prices (between the bid price and the ask price) supplied by an independent pricing service. Bilateral interest rate swaps and bilateral standardized commodity and equity index total return swaps are valued based on prices supplied by an independent pricing service. If prices from an independent pricing service are not available, prices from a broker-dealer may be used.

- **Centrally Cleared Swaps** — settlement prices of the clearing house on which the contracts were traded or prices obtained from broker-dealers.
- **Options** — domestic exchange-traded single name equity options contracts (including options on ETFs) are valued at the mean of the National Best Bid and Offer quotations. Foreign exchange-traded single name equity options contracts are valued at the most recent settlement price. Options contracts on domestic indices shall be priced at the average of the closing bid and ask quotations as of the close of trading on the Chicago Board Options Exchange (“CBOE”). On the last business day of the month, the Funds will fair value the S&P 500<sup>®</sup> index options using the closing rotation values published by the CBOE. Options contracts on foreign indices are priced at the most recent settlement price. Options on futures contracts are valued using the current settlement price on the exchange on which, over time, they are traded most extensively. Other exchange-traded options are valued at the average of the closing bid and ask quotations on the exchange on which, over time, they are traded most extensively. Over-the-counter (“OTC”) currency options and swaptions are valued at mid prices (between the bid and the ask price) supplied by an independent pricing service, if available. Other OTC options contracts (including currency options and swaptions not priced through an independent pricing service) are valued based on prices obtained from broker-dealers. Valuations based on information from foreign markets may be subject to the Funds’ fair value policies described below.
- **Futures** — most recent settlement price on the exchange on which the Adviser believes that, over time, they are traded most extensively. Valuations based on information from foreign markets may be subject to the Funds’ fair value policies described below.
- **Forward Foreign Currency Contracts** — interpolated rates determined based on information provided by an independent pricing service.

Foreign denominated assets and liabilities are translated into U.S. dollars based upon foreign exchange rates supplied by an independent pricing service. Fund securities and other investments for which market quotations are not readily available are valued at fair value as determined in good faith by the Adviser pursuant to procedures approved by the Board of Trustees. A Fund may also value securities and other investments at fair value in other circumstances such as when extraordinary events occur after the close of a foreign market but prior to the close of the NYSE. This may include situations relating to a single issuer (such as a declaration of bankruptcy or a delisting of the issuer’s security from the primary market on which it has traded) as well as events affecting the securities markets in general (such as market disruptions or closings and significant fluctuations in U.S. and/or foreign markets). When fair valuing its securities or other investments, each Fund may, among other things, use modeling tools or other processes that may take into account factors such as securities or other market activity and/or significant events that occur after the close of the foreign market and before the time a Fund’s NAV is calculated. Fair value pricing may require subjective determinations about the value of a security, and fair values used to determine a Fund’s NAV may differ from quoted or published prices, or from prices that are used by others, for the same securities. In addition, the use of fair value pricing may not always result in adjustments to the prices of securities held by a Fund. Valuations for securities traded in the OTC market may be based on factors such as market information, transactions for comparable securities, various relationships between securities or bid prices obtained from broker-dealers. Evaluated prices from an independent pricing service may require subjective determinations and may be different than actual market prices or prices provided by other pricing services.

Trading in some of the portfolio securities or other investments of some of the Funds takes place in various markets outside the United States on days and at times other than when the NYSE is open for trading. Therefore, the calculation of these Funds’ NAV does not take place at the same time as the prices of many of its portfolio securities or other investments are determined, and the value of these Funds’ portfolios may change on days when these Funds are not open for business and their shares may not be purchased or redeemed.

## Dividends and Distributions

The Funds generally distribute annually all or substantially all of their net investment income (other than capital gains) as dividends. The following table shows when each Fund expects to distribute dividends.

Annually	Monthly	Daily
Loomis Sayles Global Allocation Fund	Loomis Sayles Core Plus Bond Fund	Loomis Sayles Limited Term Government and Agency Fund <sup>†</sup>
Loomis Sayles Growth Fund	Loomis Sayles Intermediate Duration Bond Fund	
	Loomis Sayles Strategic Income Fund	

<sup>†</sup> Declares dividends for each class daily and pays them monthly.

In addition, each Fund expects to distribute all or substantially all of its net realized long- and short-term capital gains annually (or, in the case of short-term capital gains, more frequently than annually if determined by the Fund to be in the best interest of shareholders), after applying any capital loss carryovers. To the extent permitted by law, the Board of Trustees may adopt a different schedule for making distributions as long as distributions of net investment income and net realized capital gains, if any, are made at least annually. A Fund’s distribution rate fluctuates over time for various reasons, and there can be no assurance that a Fund’s distributions will not decrease or that a Fund will make any distributions when scheduled. For example, foreign currency losses potentially reduce or eliminate, and have in the past reduced and eliminated, regularly scheduled distributions for certain funds.

Distributions will automatically be reinvested in shares of the same class of the distributing Fund at NAV unless you select one of the following alternatives:

- Participate in the Dividend Diversification Program, which allows you to have all dividends and distributions automatically invested at NAV in shares of the

same class of another Natixis Fund registered in your name. Certain investment minimums and restrictions may apply. For more information about the program, see the section "Additional Investor Services;"

- Receive distributions from dividends and interest in cash while reinvesting distributions from capital gains in additional shares of the same class of the Fund, or in the same class of another Natixis Fund; or
- Receive all distributions in cash.

If a dividend or capital gain distribution check remains uncashed for six months and your account is still open, each Fund will reinvest the dividend or distribution in additional shares of the Fund promptly after making this determination and the check will be canceled. In addition, future dividends and capital gain distributions will be automatically reinvested in additional shares of the Fund unless you subsequently contact the Fund and request to receive distributions by check.

If you do not select an option when you open your account, all distributions will be reinvested.

If you earn more than \$10 annually in taxable income from a Natixis Fund held in a non-retirement plan account, you will receive a Form 1099 to help you report the prior calendar year's distributions on your U.S. federal income tax return. This information will also be reported to the IRS. Be sure to keep this Form 1099 as a permanent record. A fee may be charged for any duplicate information requested.

## Tax Consequences

Except as noted, the discussion below addresses only the U.S. federal income tax consequences of an investment in the Funds and does not address any non-U.S., state or local tax consequences.

Each Fund intends to meet all requirements under Subchapter M of the Internal Revenue Code of 1986, as amended (the "Code") necessary to qualify each year for treatment as a "regulated investment company" and thus does not expect to pay any U.S. federal income tax on income and capital gains that are timely distributed to shareholders.

Unless otherwise noted, the discussion below, to the extent it describes shareholder-level tax consequences, pertains solely to taxable shareholders. The Funds are not managed with a view toward minimizing taxes imposed on such shareholders.

**Taxation of Distributions from the Funds.** For U.S. federal income tax purposes, distributions of investment income generally are taxable to Fund shareholders as ordinary income. Taxes on distributions of capital gains are determined by how long a Fund owned (or is deemed to have owned) the investments that generated them, rather than how long a shareholder has owned his or her shares. Distributions attributable to the excess of net long-term capital gains from the sale of investments that a Fund owned (or is deemed to have owned) for more than one year over net short-term capital losses from the sale of investments that a Fund owned (or is deemed to have owned) for one year or less, and that are properly reported by the Fund as capital gain dividends ("Capital Gain Dividends") generally will be taxable to a shareholder receiving such distributions as long-term capital gain includible in net capital gain and taxed to individuals at reduced rates. Distributions attributable to the excess of net short-term capital gains from the sale of investments that a Fund owned (or is deemed to have owned) for one year or less over net long-term capital losses from the sale of investments that a Fund owned (or is deemed to have owned) for more than one year, will be taxable as ordinary income.

Distributions of investment income properly reported by a Fund as derived from "qualified dividend income" will be taxed in the hands of individuals at the reduced rates applicable to net capital gain, provided holding period and other requirements are met at both the shareholder and Fund levels. Income generated by investments in fixed-income securities, derivatives and REITs generally is not eligible for treatment as qualified dividend income. Dividends received by the Fund from foreign corporations that are not eligible for the benefits of a comprehensive income tax treaty with the U.S. (other than dividends paid on stock of such a foreign corporation that is readily tradable on an established securities market in the U.S.) will not be treated as qualified dividend income, and hence will not increase the amount of a Fund's distributions that may be reported as qualified dividend income.

A 3.8% Medicare contribution tax is imposed on the net investment income of certain individuals, trusts and estates to the extent their income exceeds certain threshold amounts. Net investment income generally includes for this purpose dividends, including any Capital Gain Dividends paid by a Fund, and net capital gains recognized on the sale, redemption, exchange or other taxable disposition of shares of a Fund.

Fund distributions are taxable whether shareholders receive them in cash or reinvest them in additional shares. In addition, Fund distributions are taxable to shareholders even if they are paid from income or gains earned by a Fund before a shareholder's investment (and thus were included in the price the shareholder paid for his or her shares). Such distributions are likely to occur in respect of shares purchased at a time when the Fund's NAV reflects gains that are either unrealized or realized but not distributed.

Dividends declared by a Fund and payable to shareholders of record in October, November or December of one year and paid in January of the next year generally are taxable in the year in which the dividends are declared, rather than the year in which the dividends are received.

Dividends derived from interest on securities issued by the U.S. government or its agencies or instrumentalities, if any, may be exempt from state and local income taxes. Each Fund will advise shareholders annually of the proportion of its dividends that are derived from such interest.

Distributions by a Fund to retirement plans and other investors that qualify for tax-advantaged treatment under U.S. federal income tax laws generally will not be taxable, although distributions by retirement plans to their participants may be taxable. Special tax rules apply to investments through such retirement plans. If your investment is through such a plan, you should consult your tax adviser to determine the suitability of the Funds as an investment through your plan and the tax treatment of distributions to you (including distributions of amounts attributable to an investment in a Fund) from the plan.



**Redemption, Sale or Exchange of Fund Shares.** A redemption, sale or exchange of Fund shares (including an exchange of Fund shares for shares of another Natixis Fund or Loomis Sayles Fund) is a taxable event and generally will result in recognition of gain or loss. Gain or loss, if any, recognized by a shareholder on a redemption, sale, exchange or other taxable disposition of Fund shares generally will be taxed as long-term capital gain or loss if the shareholder held the shares for more than one year, and as short-term capital gain or loss if the shareholder held the shares for one year or less, assuming in each case that the shareholder held the shares as capital assets. Short-term capital gains generally are taxed at the rates applicable to ordinary income. Any loss realized upon a disposition of shares held for six months or less will be treated as long-term, rather than short-term, capital loss to the extent of any Capital Gain Dividends received by the shareholder with respect to the shares. The deductibility of capital losses is subject to limitations.

**Taxation of Certain Fund Investments.** A Fund's investments in foreign securities may be subject to foreign withholding or other taxes. In that case, the Fund's yield on those securities would be decreased. The Funds generally do not expect that shareholders will be entitled to claim a credit or deduction with respect to foreign taxes incurred by a Fund. In addition, a Fund's investments in foreign securities and foreign currency may be subject to special tax rules that have the effect of increasing or accelerating the Fund's recognition of ordinary income and may affect the timing or amount of the Fund's distributions to shareholders. Because the Funds invest in foreign securities, shareholders should consult their tax advisers about the consequences of their investments under foreign laws.

A Fund's investments in certain debt obligations (such as those with "OID" or having accrued with market discount, as defined in the SAI), mortgage-backed securities, asset-backed securities, REITs and derivatives may cause the Fund to recognize taxable income in excess of the cash generated by such investments. Thus, a Fund could be required to liquidate investments, including at times when it is not advantageous to do so, in order to satisfy its distribution requirements applicable to regulated investment companies under the Code. In addition, a Fund's investments in derivatives may affect the amount, timing or character of distributions to shareholders. In particular, a Fund's transactions in options or other derivatives or short sales may cause a larger portion of distributions to be taxable to shareholders as ordinary income than would be the case absent such transactions.

The Loomis Sayles Core Plus Bond Fund, Loomis Sayles Intermediate Duration Bond Fund, Loomis Sayles Limited Term Government and Agency Fund and Loomis Sayles Strategic Income Fund may at times purchase debt instruments at a discount from the price at which they were originally issued, especially during periods of rising interest rates. For U.S. federal income tax purposes, some or all of this market discount will, when recognized as income by a Fund, be included in such Fund's ordinary income, and will be taxable to shareholders as such when it is distributed.

**Backup Withholding.** Each Fund is required in certain circumstances to apply backup withholding on taxable dividends, redemption proceeds and certain other payments that are paid to any shareholder who does not furnish to the Fund certain information and certifications or who is otherwise subject to backup withholding.

Please see the SAI for additional information on the U.S. federal income tax consequences of an investment in a Fund.

You should consult your tax adviser for more information on your own situation, including possible U.S. federal, state, local, foreign or other applicable taxes.

## Additional Investor Services

### Retirement Plans

Natixis Funds offer a range of retirement plans, including Coverdell Education Savings Accounts, IRAs and SEPs. For more information about our Retirement Plans, call us at 800-225-5478.

### Investment Builder Program

(Excludes Class T shares)

This is Natixis Funds' automatic investment plan. Once you meet the Fund minimum, you may authorize automatic monthly transfers of \$50 or more per Fund from your bank checking or savings account to purchase shares of one or more Natixis Funds. For instructions on how to join the Investment Builder Program, please refer to the section "How To Purchase Shares."

### Dividend Diversification Program

(Excludes Class T shares)

This program allows you to have all dividends and any other distributions automatically invested in shares of the same class of another Natixis Fund subject to the eligibility requirements of that other fund and to state securities law requirements. The fund minimum must be met in the new fund prior to establishing the dividend diversification program. Shares will be purchased at the selected fund's NAV without a front-end sales charge or CDSC on the ex dividend date. Before establishing a Dividend Diversification Program into any other Natixis Fund, please read its prospectus carefully.

### Automatic Exchange Plan

(Excludes Class T shares)

Natixis Funds have an automatic exchange plan under which shares of a class of a Natixis Fund are automatically exchanged each month for shares of the same class of another Natixis Fund. The fund minimum must be met prior to establishing an automatic exchange plan. There is no fee for exchanges made under this plan. Please see the section "Exchanging or Converting Shares" above and refer to the SAI for more information on the Automatic Exchange Plan.

### Systematic Withdrawal Plan

(Excludes Class T shares)

This plan allows you to redeem shares and receive payments from a Fund on a regular schedule. Redemptions of shares that are part of the Systematic Withdrawal Plan are not subject to a CDSC, however, the amount or percentage you specify in the plan may not exceed, on an annualized basis, 10% of the value of your Fund account based upon the value of your Fund account on the day you establish your plan. For information on establishing a Systematic Withdrawal Plan, please refer to the section "How To Redeem Shares."

# Financial Performance

The financial highlights tables are intended to help you understand each Fund's financial performance for the last five years (or, if shorter, the period of the Fund's operations). Certain information reflects financial results for a single Fund share. The total returns in the table represent the return that an investor would have earned (or lost) on an investment in a Fund (assuming reinvestment of all dividends and distributions). This information has been audited by PricewaterhouseCoopers, LLP, an independent registered public accounting firm, whose report, along with each Fund's financial statements, is included in the Funds' annual report to shareholders. The annual report is incorporated by reference into the SAI, both of which are available free of charge upon request from the Distributor.

Class T shares of each Fund had not commenced operations and had no performance history as of the date of this Prospectus. Therefore, financial highlights tables are not included for Class T shares of the Funds.

## Financial Performance

**For a share outstanding throughout each period.**

### Loomis Sayles Core Plus Bond Fund

	<b>Class A</b>				
	Year Ended September 30, 2018	Year Ended September 30, 2017	Year Ended September 30, 2016	Year Ended September 30, 2015	Year Ended September 30, 2014
Net asset value, beginning of the period	\$ 12.96	\$ 13.06	\$ 12.34	\$ 13.18	\$ 12.71
<b>Income (loss) from Investment Operations:</b>					
Net investment income <sup>(a)</sup>	0.35	0.28	0.37	0.37	0.42
Net realized and unrealized gain (loss)	(0.38)	(0.04)	0.71	(0.77)	0.51
Total from Investment Operations	(0.03)	0.24	1.08	(0.40)	0.93
<b>Less Distributions From:</b>					
Net investment income	(0.40)	(0.34)	(0.36)	(0.36)	(0.46)
Net realized capital gains	-	-	-	(0.08)	(0.00) <sup>(b)</sup>
Total Distributions	(0.40)	(0.34)	(0.36)	(0.44)	(0.46)
Net asset value, end of the period	\$ 12.53	\$ 12.96	\$ 13.06	\$ 12.34	\$ 13.18
Total return <sup>(c)</sup>	(0.27)%	1.86%	8.90%	(3.13)%	7.43%
<b>Ratios to Average Net Assets:</b>					
Net assets, end of the period (000's)	\$ 600,762	\$ 676,892	\$ 776,566	\$ 912,662	\$ 642,784
Net expenses	0.73%	0.73%	0.73%	0.74%	0.79% <sup>(d)</sup>
Gross expenses	0.73%	0.73%	0.73%	0.74%	0.79% <sup>(d)</sup>
Net investment income	2.71%	2.19%	2.91%	2.87%	3.19%
Portfolio turnover rate	181%	195%	143%	175%	122%

(a) Per share net investment income has been calculated using the average shares outstanding during the period.

(b) Amount rounds to less than \$0.01 per share.

(c) A sales charge for Class A shares is not reflected in total return calculations.

(d) Includes fee/expense recovery of less than 0.01%.

## Financial Performance

**For a share outstanding throughout each period.**

### Loomis Sayles Core Plus Bond Fund

	<b>Class C</b>				
	Year Ended September 30, 2018	Year Ended September 30, 2017	Year Ended September 30, 2016	Year Ended September 30, 2015	Year Ended September 30, 2014
Net asset value, beginning of the period	\$ 12.96	\$ 13.06	\$ 12.33	\$ 13.18	\$ 12.72
<b>Income (loss) from Investment Operations:</b>					
Net investment income <sup>(a)</sup>	0.25	0.19	0.27	0.27	0.32
Net realized and unrealized gain (loss)	(0.38)	(0.05)	0.73	(0.77)	0.50
Total from Investment Operations	(0.13)	0.14	1.00	(0.50)	0.82
<b>Less Distributions From:</b>					
Net investment income	(0.30)	(0.24)	(0.27)	(0.27)	(0.36)
Net realized capital gains	-	-	-	(0.08)	(0.00) <sup>(b)</sup>
Total Distributions	(0.30)	(0.24)	(0.27)	(0.35)	(0.36)
Net asset value, end of the period	\$ 12.53	\$ 12.96	\$ 13.06	\$ 12.33	\$ 13.18
Total return <sup>(c)</sup>	(1.03)%	1.08%	8.17%	(3.86)%	6.54%
<b>Ratios to Average Net Assets:</b>					
Net assets, end of the period (000's)	\$ 185,758	\$ 248,687	\$ 321,626	\$ 354,285	\$ 256,307
Net expenses	1.48%	1.48%	1.48%	1.49%	1.54% <sup>(d)</sup>
Gross expenses	1.48%	1.48%	1.48%	1.49%	1.54% <sup>(d)</sup>
Net investment income	1.96%	1.44%	2.16%	2.11%	2.46%
Portfolio turnover rate	181%	195%	143%	175%	122%

(a) Per share net investment income has been calculated using the average shares outstanding during the period.

(b) Amount rounds to less than \$0.01 per share.

(c) A contingent deferred sales charge for Class C shares is not reflected in total return calculations.

(d) Includes fee/expense recovery of less than 0.01%.

## Financial Performance

**For a share outstanding throughout each period.**

### Loomis Sayles Core Plus Bond Fund

	<b>Class N</b>				
	Year Ended September 30, 2018	Year Ended September 30, 2017	Year Ended September 30, 2016	Year Ended September 30, 2015	Year Ended September 30, 2014
Net asset value, beginning of the period	\$ 13.06	\$ 13.17	\$ 12.44	\$ 13.28	\$ 12.80
<b>Income (loss) from Investment Operations:</b>					
Net investment income <sup>(a)</sup>	0.39	0.33	0.41	0.42	0.46
Net realized and unrealized gain (loss)	(0.38)	(0.06)	0.73	(0.78)	0.52
Total from Investment Operations	0.01	0.27	1.14	(0.36)	0.98
<b>Less Distributions From:</b>					
Net investment income	(0.44)	(0.38)	(0.41)	(0.40)	(0.50)
Net realized capital gains	-	-	-	(0.08)	(0.00) <sup>(b)</sup>
Total Distributions	(0.44)	(0.38)	(0.41)	(0.48)	(0.50)
Net asset value, end of the period	\$ 12.63	\$ 13.06	\$ 13.17	\$ 12.44	\$ 13.28
Total return	0.07%	2.12%	9.33%	(2.82)%	7.81%
<b>Ratios to Average Net Assets:</b>					
Net assets, end of the period (000's)	\$ 1,899,190	\$ 1,784,150	\$ 2,134,113	\$ 2,209,110	\$ 105,514
Net expenses	0.39%	0.39%	0.39%	0.40%	0.46%
Gross expenses	0.39%	0.39%	0.39%	0.40%	0.46%
Net investment income	3.06%	2.53%	3.25%	3.27%	3.42%
Portfolio turnover rate	181%	195%	143%	175%	122%

(a) Per share net investment income has been calculated using the average shares outstanding during the period.

(b) Amount rounds to less than \$0.01 per share.

## Financial Performance

**For a share outstanding throughout each period.**

### Loomis Sayles Core Plus Bond Fund

	<b>Class Y</b>				
	Year Ended September 30, 2018	Year Ended September 30, 2017	Year Ended September 30, 2016	Year Ended September 30, 2015	Year Ended September 30, 2014
Net asset value, beginning of the period	\$ 13.06	\$ 13.16	\$ 12.43	\$ 13.27	\$ 12.80
<b>Income (loss) from Investment Operations:</b>					
Net investment income <sup>(a)</sup>	0.38	0.31	0.40	0.41	0.45
Net realized and unrealized gain (loss)	(0.38)	(0.04)	0.73	(0.78)	0.51
Total from Investment Operations	0.00 <sup>(b)</sup>	0.27	1.13	(0.37)	0.96
<b>Less Distributions From:</b>					
Net investment income	(0.43)	(0.37)	(0.40)	(0.39)	(0.49)
Net realized capital gains	-	-	-	(0.08)	(0.00) <sup>(b)</sup>
Total Distributions	(0.43)	(0.37)	(0.40)	(0.47)	(0.49)
Net asset value, end of the period	\$ 12.63	\$ 13.06	\$ 13.16	\$ 12.43	\$ 13.27
Total return	(0.02)%	2.10%	9.22%	(2.89)%	7.65%
<b>Ratios to Average Net Assets:</b>					
Net assets, end of the period (000's)	\$ 3,733,751	\$ 3,846,208	\$ 2,953,919	\$ 3,137,371	\$ 1,310,824
Net expenses	0.48%	0.48%	0.48%	0.49%	0.54% <sup>(c)</sup>
Gross expenses	0.48%	0.48%	0.48%	0.49%	0.54% <sup>(c)</sup>
Net investment income	2.97%	2.43%	3.15%	3.14%	3.42%
Portfolio turnover rate	181%	195%	143%	175%	122%

(a) Per share net investment income has been calculated using the average shares outstanding during the period.

(b) Amount rounds to less than \$0.01 per share.

(c) Includes fee/expense recovery of less than 0.01%.

## Financial Performance

**For a share outstanding throughout each period.**

### Loomis Sayles Global Allocation Fund

	<b>Class A</b>				
	Year Ended September 30, 2018	Year Ended September 30, 2017	Year Ended September 30, 2016	Year Ended September 30, 2015	Year Ended September 30, 2014
Net asset value, beginning of the period	\$ 21.60	\$ 19.17	\$ 18.45	\$ 19.77	\$ 18.57
<b>Income (loss) from Investment Operations:</b>					
Net investment income <sup>(a)</sup>	0.23	0.31	0.24	0.21	0.28
Net realized and unrealized gain (loss)	1.75	2.36	1.47	(0.37)	1.49
Total from Investment Operations	1.98	2.67	1.71	(0.16)	1.77
<b>Less Distributions From:</b>					
Net investment income	(0.19)	(0.24)	(0.15)	(0.20)	(0.33)
Net realized capital gains	(0.29)	-	(0.84)	(0.96)	(0.24)
Total Distributions	(0.48)	(0.24)	(0.99)	(1.16)	(0.57)
Net asset value, end of the period	\$ 23.10	\$ 21.60	\$ 19.17	\$ 18.45	\$ 19.77
Total return <sup>(b)</sup>	9.26%	14.10%	9.64%	(0.91)%	9.62%
<b>Ratios to Average Net Assets:</b>					
Net assets, end of the period (000's)	\$ 401,036	\$ 305,275	\$ 280,263	\$ 246,371	\$ 237,167
Net expenses	1.16%	1.18%	1.17%	1.18%	1.17%
Gross expenses	1.16%	1.18%	1.17%	1.18%	1.17%
Net investment income	1.03%	1.57%	1.32%	1.06%	1.46%
Portfolio turnover rate	22%	35%	43%	48%	49%

(a) Per share net investment income has been calculated using the average shares outstanding during the period.

(b) A sales charge for Class A shares is not reflected in total return calculations.

## Financial Performance

**For a share outstanding throughout each period.**

### Loomis Sayles Global Allocation Fund

	<b>Class C</b>				
	Year Ended September 30, 2018	Year Ended September 30, 2017	Year Ended September 30, 2016	Year Ended September 30, 2015	Year Ended September 30, 2014
Net asset value, beginning of the period	\$ 21.29	\$ 18.89	\$ 18.19	\$ 19.51	\$ 18.36
<b>Income (loss) from Investment Operations:</b>					
Net investment income <sup>(a)</sup>	0.06	0.16	0.10	0.06	0.14
Net realized and unrealized gain (loss)	1.73	2.33	1.46	(0.36)	1.45
Total from Investment Operations	1.79	2.49	1.56	(0.30)	1.59
<b>Less Distributions From:</b>					
Net investment income	(0.01)	(0.09)	(0.02)	(0.06)	(0.20)
Net realized capital gains	(0.29)	-	(0.84)	(0.96)	(0.24)
Total Distributions	(0.30)	(0.09)	(0.86)	(1.02)	(0.44)
Net asset value, end of the period	\$ 22.78	\$ 21.29	\$ 18.89	\$ 18.19	\$ 19.51
Total return <sup>(b)</sup>	8.46%	13.22%	8.88%	(1.66)%	8.72%
<b>Ratios to Average Net Assets:</b>					
Net assets, end of the period (000's)	\$ 412,610	\$ 354,017	\$ 423,350	\$ 393,416	\$ 377,001
Net expenses	1.91%	1.93%	1.92%	1.93%	1.92%
Gross expenses	1.91%	1.93%	1.92%	1.93%	1.92%
Net investment income	0.29%	0.84%	0.57%	0.31%	0.71%
Portfolio turnover rate	22%	35%	43%	48%	49%

(a) Per share net investment income has been calculated using the average shares outstanding during the period.

(b) A contingent deferred sales charge for Class C shares is not reflected in total return calculations.



## Financial Performance

**For a share outstanding throughout each period.**

**Loomis Sayles Global Allocation Fund**

	<b>Class N</b>	
	Year Ended September 30, 2018	Period Ended September 30, 2017 *
Net asset value, beginning of the period	\$ 21.73	\$ 19.20
<b>Income (loss) from Investment Operations:</b>		
Net investment income <sup>(a)</sup>	0.31	0.20
Net realized and unrealized gain (loss)	1.75	2.33
Total from Investment Operations	2.06	2.53
<b>Less Distributions From:</b>		
Net investment income	(0.25)	-
Net realized capital gains	(0.29)	-
Total Distributions	(0.54)	-
Net asset value, end of the period	\$ 23.25	\$ 21.73
Total return	9.60%	13.18% <sup>(b)</sup>
<b>Ratios to Average Net Assets:</b>		
Net assets, end of the period (000's)	\$ 80,346	\$ 59,512
Net expenses	0.83%	0.87% <sup>(c)</sup>
Gross expenses	0.83%	0.87% <sup>(c)</sup>
Net investment income	1.36%	1.48% <sup>(c)</sup>
Portfolio turnover rate	22%	35% <sup>(d)</sup>

\* From commencement of Class operations on February 1, 2017 through September 30, 2017.

(a) Per share net investment income has been calculated using the average shares outstanding during the period.

(b) Periods less than one year are not annualized.

(c) Computed on an annualized basis for periods less than one year.

(d) Represents the Fund's portfolio turnover rate for the year ended September 30, 2017.

## Financial Performance

**For a share outstanding throughout each period.**

### Loomis Sayles Global Allocation Fund

	<b>Class Y</b>				
	Year Ended September 30, 2018	Year Ended September 30, 2017	Year Ended September 30, 2016	Year Ended September 30, 2015	Year Ended September 30, 2014
Net asset value, beginning of the period	\$ 21.74	\$ 19.29	\$ 18.55	\$ 19.89	\$ 18.68
<b>Income (loss) from Investment Operations:</b>					
Net investment income <sup>(a)</sup>	0.29	0.36	0.29	0.25	0.33
Net realized and unrealized gain (loss)	1.75	2.37	1.49	(0.37)	1.49
Total from Investment Operations	2.04	2.73	1.78	(0.12)	1.82
<b>Less Distributions From:</b>					
Net investment income	(0.24)	(0.28)	(0.20)	(0.26)	(0.37)
Net realized capital gains	(0.29)	-	(0.84)	(0.96)	(0.24)
Total Distributions	(0.53)	(0.28)	(1.04)	(1.22)	(0.61)
Net asset value, end of the period	\$ 23.25	\$ 21.74	\$ 19.29	\$ 18.55	\$ 19.89
Total return	9.49%	14.42%	9.97%	(0.72)%	9.87%
<b>Ratios to Average Net Assets:</b>					
Net assets, end of the period (000's)	\$ 1,549,689	\$ 1,067,062	\$ 835,391	\$ 604,609	\$ 633,057
Net expenses	0.91%	0.93%	0.92%	0.93%	0.92%
Gross expenses	0.91%	0.93%	0.92%	0.93%	0.92%
Net investment income	1.29%	1.79%	1.58%	1.30%	1.69%
Portfolio turnover rate	22%	35%	43%	48%	49%

(a) Per share net investment income has been calculated using the average shares outstanding during the period.

## Financial Performance

**For a share outstanding throughout each period.**

### Loomis Sayles Growth Fund

	<b>Class A</b>				
	Year Ended September 30, 2018	Year Ended September 30, 2017	Year Ended September 30, 2016	Year Ended September 30, 2015	Year Ended September 30, 2014
Net asset value, beginning of the period	\$ 14.04	\$ 11.96	\$ 9.90	\$ 9.45	\$ 8.07
<b>Income (loss) from Investment Operations:</b>					
Net investment income <sup>(a)</sup>	0.06	0.06	0.06	0.05	0.05
Net realized and unrealized gain (loss)	2.29	2.18	2.05	0.45	1.34
Total from Investment Operations	2.35	2.24	2.11	0.50	1.39
<b>Less Distributions From:</b>					
Net investment income	(0.05)	(0.05)	(0.05)	(0.05)	(0.01)
Net realized capital gains	(0.29)	(0.11)	-	-	-
Total Distributions	(0.34)	(0.16)	(0.05)	(0.05)	(0.01)
Net asset value, end of the period	\$ 16.05	\$ 14.04	\$ 11.96	\$ 9.90	\$ 9.45
Total return <sup>(b)</sup>	16.98%	18.99%	21.32%	5.30%	17.23%
<b>Ratios to Average Net Assets:</b>					
Net assets, end of the period (000's)	\$ 1,083,362	\$ 983,047	\$ 729,989	\$ 122,203	\$ 63,682
Net expenses	0.90%	0.91%	0.92%	0.92%	0.94%
Gross expenses	0.90%	0.91%	0.92%	0.92%	0.94%
Net investment income	0.39%	0.45%	0.58%	0.45%	0.55%
Portfolio turnover rate	11%	8%	11%	27% <sup>(c)</sup>	14%

(a) Per share net investment income has been calculated using the average shares outstanding during the period.

(b) A sales charge for Class A shares is not reflected in total return calculations.

(c) Portfolio turnover would have been 6% if excluding the transfer in-kind amounts that occurred during the period.

## Financial Performance

**For a share outstanding throughout each period.**

### Loomis Sayles Growth Fund

	<b>Class C</b>				
	Year Ended September 30, 2018	Year Ended September 30, 2017	Year Ended September 30, 2016	Year Ended September 30, 2015	Year Ended September 30, 2014
Net asset value, beginning of the period	\$ 12.92	\$ 11.06	\$ 9.18	\$ 8.79	\$ 7.55
<b>Income (loss) from Investment Operations:</b>					
Net investment loss <sup>(a)</sup>	(0.05)	(0.03)	(0.02)	(0.03)	(0.02)
Net realized and unrealized gain (loss)	2.10	2.00	1.90	0.42	1.26
Total from Investment Operations	2.05	1.97	1.88	0.39	1.24
<b>Less Distributions From:</b>					
Net realized capital gains	(0.29)	(0.11)	-	-	-
Total Distributions	(0.29)	(0.11)	-	-	-
Net asset value, end of the period	\$ 14.68	\$ 12.92	\$ 11.06	\$ 9.18	\$ 8.79
Total return <sup>(b)</sup>	16.09%	18.03%	20.48%	4.44%	16.42%
<b>Ratios to Average Net Assets:</b>					
Net assets, end of the period (000's)	\$ 130,133	\$ 133,329	\$ 109,798	\$ 41,421	\$ 29,837
Net expenses	1.65%	1.66%	1.66%	1.67%	1.69%
Gross expenses	1.65%	1.66%	1.66%	1.67%	1.69%
Net investment loss	(0.36)%	(0.29)%	(0.16)%	(0.29)%	(0.20)%
Portfolio turnover rate	11%	8%	11%	27% <sup>(c)</sup>	14%

(a) Per share net investment loss has been calculated using the average shares outstanding during the period.

(b) A contingent deferred sales charge for Class C shares is not reflected in total return calculations.

(c) Portfolio turnover would have been 6% if excluding the transfer in-kind amounts that occurred during the period.

## Financial Performance

**For a share outstanding throughout each period.**

### Loomis Sayles Growth Fund

	<b>Class N</b>				
	Year Ended September 30, 2018	Year Ended September 30, 2017	Year Ended September 30, 2016	Year Ended September 30, 2015	Year Ended September 30, 2014
Net asset value, beginning of the period	\$ 14.97	\$ 12.73	\$ 10.52	\$ 10.01	\$ 8.56
<b>Income (loss) from Investment Operations:</b>					
Net investment income <sup>(a)</sup>	0.12	0.11	0.10	0.08	0.05
Net realized and unrealized gain (loss)	2.44	2.32	2.18	0.49	1.42
Total from Investment Operations	2.56	2.43	2.28	0.57	1.47
<b>Less Distributions From:</b>					
Net investment income	(0.09)	(0.08)	(0.07)	(0.06)	(0.02)
Net realized capital gains	(0.29)	(0.11)	-	-	-
Total Distributions	(0.38)	(0.19)	(0.07)	(0.06)	(0.02)
Net asset value, end of the period	\$ 17.15	\$ 14.97	\$ 12.73	\$ 10.52	\$ 10.01
Total return	17.40% <sup>(b)</sup>	19.39% <sup>(b)</sup>	21.75%	5.65% <sup>(b)</sup>	17.21% <sup>(b)</sup>
<b>Ratios to Average Net Assets:</b>					
Net assets, end of the period (000's)	\$ 1,001,688	\$ 341,160	\$ 60,765	\$ 1	\$ 1
Net expenses	0.57% <sup>(c)</sup>	0.57% <sup>(c)</sup>	0.58%	0.55% <sup>(c)</sup>	0.95% <sup>(c)</sup>
Gross expenses	0.58%	0.58%	0.58%	9.82%	3.45%
Net investment income	0.73%	0.80%	0.82%	0.71%	0.52%
Portfolio turnover rate	11%	8%	11%	27% <sup>(d)</sup>	14%

(a) Per share net investment income has been calculated using the average shares outstanding during the period.

(b) Had certain expenses not been waived/reimbursed during the period, total returns would have been lower.

(c) The investment adviser agreed to waive its fees and/or reimburse a portion of the Fund's expenses during the period. Without this waiver/reimbursement, expenses would have been higher.

(d) Portfolio turnover would have been 6% if excluding the transfer in-kind amounts that occurred during the period.

## Financial Performance

**For a share outstanding throughout each period.**

### Loomis Sayles Growth Fund

	<b>Class Y</b>				
	Year Ended September 30, 2018	Year Ended September 30, 2017	Year Ended September 30, 2016	Year Ended September 30, 2015	Year Ended September 30, 2014
Net asset value, beginning of the period	\$ 14.97	\$ 12.73	\$ 10.53	\$ 10.04	\$ 8.57
<b>Income (loss) from Investment Operations:</b>					
Net investment income <sup>(a)</sup>	0.10	0.09	0.10	0.07	0.08
Net realized and unrealized gain (loss)	2.44	2.33	2.16	0.49	1.42
Total from Investment Operations	2.54	2.42	2.26	0.56	1.50
<b>Less Distributions From:</b>					
Net investment income	(0.08)	(0.07)	(0.06)	(0.07)	(0.03)
Net realized capital gains	(0.29)	(0.11)	-	-	-
Total Distributions	(0.37)	(0.18)	(0.06)	(0.07)	(0.03)
Net asset value, end of the period	\$ 17.14	\$ 14.97	\$ 12.73	\$ 10.53	\$ 10.04
Total return	17.25%	19.31%	21.55%	5.59%	17.51%
<b>Ratios to Average Net Assets:</b>					
Net assets, end of the period (000's)	\$ 6,620,996	\$ 5,749,576	\$ 3,493,961	\$ 1,174,150	\$ 1,004,157
Net expenses	0.65%	0.66%	0.66%	0.67%	0.69%
Gross expenses	0.65%	0.66%	0.66%	0.67%	0.69%
Net investment income	0.64%	0.69%	0.82%	0.69%	0.79%
Portfolio turnover rate	11%	8%	11%	27% <sup>(b)</sup>	14%

(a) Per share net investment income has been calculated using the average shares outstanding during the period.

(b) Portfolio turnover would have been 6% if excluding the transfer in-kind amounts that occurred during the period.

## Financial Performance

**For a share outstanding throughout each period.**

**Loomis Sayles Intermediate Duration Bond Fund**

	<b>Class A*</b>				
	Year Ended September 30, 2018	Year Ended September 30, 2017	Year Ended September 30, 2016	Year Ended September 30, 2015	Year Ended September 30, 2014
Net asset value, beginning of the period	\$ 10.29	\$ 10.52	\$ 10.39	\$ 10.39	\$ 10.34
<b>Income (loss) from Investment Operations:</b>					
Net investment income <sup>(a)</sup>	0.22	0.17	0.20	0.20	0.22
Net realized and unrealized gain (loss)	(0.31)	(0.12)	0.17	0.03	0.11
Total from Investment Operations	(0.09)	0.05	0.37	0.23	0.33
<b>Less Distributions From:</b>					
Net investment income	(0.23)	(0.20)	(0.21)	(0.22)	(0.25)
Net realized capital gains	-	(0.08)	(0.03)	(0.01)	(0.03)
Total Distributions	(0.23)	(0.28)	(0.24)	(0.23)	(0.28)
Net asset value, end of the period	\$ 9.97	\$ 10.29	\$ 10.52	\$ 10.39	\$ 10.39
Total return <sup>(b)(c)</sup>	(0.85)%	0.44%	3.64%	2.17%	3.24%
<b>Ratios to Average Net Assets:</b>					
Net assets, end of the period (000's)	\$ 19,149	\$ 21,828	\$ 19,327	\$ 18,425	\$ 5,931
Net expenses <sup>(d)</sup>	0.65%	0.65%	0.65%	0.65%	0.65%
Gross expenses	0.70%	0.72%	0.72%	0.71%	0.85%
Net investment income	2.17%	1.69%	1.89%	1.93%	2.07%
Portfolio turnover rate	152%	216%	151%	151%	134%

\* Effective August 31, 2016, Retail Class shares were redesignated as Class A shares.

(a) Per share net investment income has been calculated using the average shares outstanding during the period.

(b) A sales charge for Class A shares is not reflected in total return calculations.

(c) Had certain expenses not been waived/reimbursed during the period, total returns would have been lower.

(d) The investment adviser agreed to waive its fees and/or reimburse a portion of the Fund's expenses during the period. Without this waiver/reimbursement, expenses would have been higher.

## Financial Performance

**For a share outstanding throughout each period.**

**Loomis Sayles Intermediate Duration Bond Fund**

	<b>Class C</b>		
	Year Ended September 30, 2018	Year Ended September 30, 2017	Period Ended September 30, 2016 *
Net asset value, beginning of the period	\$ 10.30	\$ 10.53	\$ 10.53
<b>Income (loss) from Investment Operations:</b>			
Net investment income <sup>(a)</sup>	0.13	0.10	0.01
Net realized and unrealized gain (loss)	(0.31)	(0.13)	0.00 <sup>(b)</sup>
Total from Investment Operations	(0.18)	(0.03)	0.01
<b>Less Distributions From:</b>			
Net investment income	(0.12)	(0.12)	(0.01)
Net realized capital gains	-	(0.08)	-
Total Distributions	(0.12)	(0.20)	(0.01)
Net asset value, end of the period	\$ 10.00	\$ 10.30	\$ 10.53
Total return <sup>(c)(d)</sup>	(1.71)%	(0.29)%	0.08% <sup>(e)</sup>
<b>Ratios to Average Net Assets:</b>			
Net assets, end of the period (000's)	\$ 2	\$ 3,225	\$ 3,088
Net expenses <sup>(f)</sup>	1.40%	1.40%	1.40% <sup>(g)</sup>
Gross expenses	1.45%	1.48%	1.56% <sup>(g)</sup>
Net investment income	1.31%	0.95%	0.86% <sup>(g)</sup>
Portfolio turnover rate	152%	216%	151%

\* From commencement of Class operations on August 31, 2016 through September 30, 2016.

(a) Per share net investment income has been calculated using the average shares outstanding during the period.

(b) Amount rounds to less than \$0.01 per share.

(c) A contingent deferred sales charge for Class C shares is not reflected in total return calculations.

(d) Had certain expenses not been waived/reimbursed during the period, total returns would have been lower.

(e) Periods less than one year are not annualized.

(f) The investment adviser agreed to waive its fees and/or reimburse a portion of the Fund's expenses during the period. Without this waiver/reimbursement, expenses would have been higher.

(g) Computed on an annualized basis for periods less than one year.



## Financial Performance

**For a share outstanding throughout each period.**

### Loomis Sayles Intermediate Duration Bond Fund

	<b>Class Y*</b>				
	Year Ended September 30, 2018	Year Ended September 30, 2017	Year Ended September 30, 2016	Year Ended September 30, 2015	Year Ended September 30, 2014
Net asset value, beginning of the period	\$ 10.29	\$ 10.52	\$ 10.39	\$ 10.39	\$ 10.33
<b>Income (loss) from Investment Operations:</b>					
Net investment income <sup>(a)</sup>	0.25	0.20	0.22	0.22	0.24
Net realized and unrealized gain (loss)	(0.31)	(0.13)	0.18	0.04	0.12
Total from Investment Operations	(0.06)	0.07	0.40	0.26	0.36
<b>Less Distributions From:</b>					
Net investment income	(0.26)	(0.22)	(0.24)	(0.25)	(0.27)
Net realized capital gains	-	(0.08)	(0.03)	(0.01)	(0.03)
Total Distributions	(0.26)	(0.30)	(0.27)	(0.26)	(0.30)
Net asset value, end of the period	\$ 9.97	\$ 10.29	\$ 10.52	\$ 10.39	\$ 10.39
Total return <sup>(b)</sup>	(0.60)%	0.69%	3.90%	2.42%	3.60%
<b>Ratios to Average Net Assets:</b>					
Net assets, end of the period (000's)	\$ 148,119	\$ 154,668	\$ 139,398	\$ 88,592	\$ 66,759
Net expenses <sup>(c)</sup>	0.40%	0.40%	0.40%	0.40%	0.40%
Gross expenses	0.45%	0.47%	0.47%	0.47%	0.57%
Net investment income	2.43%	1.93%	2.11%	2.15%	2.31%
Portfolio turnover rate	152%	216%	151%	151%	134%

\* Effective August 31, 2016, Institutional Class shares were redesignated as Class Y shares.

(a) Per share net investment income has been calculated using the average shares outstanding during the period.

(b) Had certain expenses not been waived/reimbursed during the period, total returns would have been lower.

(c) The investment adviser agreed to waive its fees and/or reimburse a portion of the Fund's expenses during the period. Without this waiver/reimbursement, expenses would have been higher.

## Financial Performance

**For a share outstanding throughout each period.**

### Loomis Sayles Limited Term Government and Agency Fund

	<b>Class A</b>				
	Year Ended September 30, 2018	Year Ended September 30, 2017	Year Ended September 30, 2016	Year Ended September 30, 2015	Year Ended September 30, 2014
Net asset value, beginning of the period	\$ 11.32	\$ 11.51	\$ 11.57	\$ 11.61	\$ 11.68
<b>Income (loss) from Investment Operations:</b>					
Net investment income <sup>(a)</sup>	0.11	0.08	0.11	0.14	0.16
Net realized and unrealized gain (loss)	(0.13)	(0.09)	0.00 <sup>(b)</sup>	0.01 <sup>(c)</sup>	0.01
Total from Investment Operations	(0.02)	(0.01)	0.11	0.15	0.17
<b>Less Distributions From:</b>					
Net investment income	(0.21)	(0.18)	(0.17)	(0.19)	(0.24)
Net asset value, end of the period	\$ 11.09	\$ 11.32	\$ 11.51	\$ 11.57	\$ 11.61
Total return <sup>(d)</sup>	(0.17)%	(0.04)%	0.93%	1.26%	1.44%
<b>Ratios to Average Net Assets:</b>					
Net assets, end of the period (000's)	\$ 328,475	\$ 336,227	\$ 442,671	\$ 346,317	\$ 314,360
Net expenses	0.80%	0.80%	0.77%	0.77%	0.80% <sup>(e)</sup>
Gross expenses	0.80%	0.80%	0.77%	0.77%	0.80% <sup>(e)</sup>
Net investment income	1.02%	0.67%	0.96%	1.21%	1.35%
Portfolio turnover rate	157%	126%	109% <sup>(f)</sup>	48%	24%

(a) Per share net investment income has been calculated using the average shares outstanding during the period.

(b) Amount rounds to less than \$0.01 per share.

(c) The amount shown for a share outstanding does not correspond with the aggregate realized and unrealized gain (loss) on investments for the period due to the timing of sales and redemptions of fund shares in relation to fluctuating market values of investments of the Fund.

(d) A sales charge for Class A shares is not reflected in total return calculations.

(e) Includes fee/expense recovery of less than 0.01%.

(f) The variation in the Fund's turnover rate from 2015 to 2016 was primarily due to fluctuation in the level of fund assets due to shareholder flows.

## Financial Performance

**For a share outstanding throughout each period.**

### Loomis Sayles Limited Term Government and Agency Fund

	<b>Class C</b>				
	Year Ended September 30, 2018	Year Ended September 30, 2017	Year Ended September 30, 2016	Year Ended September 30, 2015	Year Ended September 30, 2014
Net asset value, beginning of the period	\$ 11.33	\$ 11.52	\$ 11.58	\$ 11.62	\$ 11.69
<b>Income (loss) from Investment Operations:</b>					
Net investment income (loss) <sup>(a)</sup>	0.03	(0.01)	0.02	0.05	0.07
Net realized and unrealized gain (loss)	(0.13)	(0.08)	0.00 <sup>(b)</sup>	0.01 <sup>(c)</sup>	0.01
Total from Investment Operations	(0.10)	(0.09)	0.02	0.06	0.08
<b>Less Distributions From:</b>					
Net investment income	(0.13)	(0.10)	(0.08)	(0.10)	(0.15)
Net asset value, end of the period	\$ 11.10	\$ 11.33	\$ 11.52	\$ 11.58	\$ 11.62
Total return <sup>(d)</sup>	(0.91)%	(0.79)%	0.18%	0.51%	0.69%
<b>Ratios to Average Net Assets:</b>					
Net assets, end of the period (000's)	\$ 23,341	\$ 43,319	\$ 73,027	\$ 63,167	\$ 56,936
Net expenses	1.55%	1.55%	1.52%	1.53%	1.55% <sup>(e)</sup>
Gross expenses	1.55%	1.55%	1.52%	1.53%	1.55% <sup>(e)</sup>
Net investment income (loss)	0.24%	(0.09)%	0.21%	0.47%	0.61%
Portfolio turnover rate	157%	126%	109% <sup>(f)</sup>	48%	24%

(a) Per share net investment income (loss) has been calculated using the average shares outstanding during the period.

(b) Amount rounds to less than \$0.01 per share.

(c) The amount shown for a share outstanding does not correspond with the aggregate realized and unrealized gain (loss) on investments for the period due to the timing of sales and redemptions of fund shares in relation to fluctuating market values of investments of the Fund.

(d) A contingent deferred sales charge for Class C shares is not reflected in total return calculations.

(e) Includes fee/expense recovery of less than 0.01%.

(f) The variation in the Fund's turnover rate from 2015 to 2016 was primarily due to fluctuation in the level of fund assets due to shareholder flows.

## Financial Performance

**For a share outstanding throughout each period.**

**Loomis Sayles Limited Term Government and Agency Fund**

	<b>Class N</b>	
	Year Ended September 30, 2018	Period Ended September 30, 2017 *
Net asset value, beginning of the period	\$ 11.36	\$ 11.39
<b>Income (loss) from Investment Operations:</b>		
Net investment income <sup>(a)</sup>	0.15	0.05
Net realized and unrealized gain (loss)	(0.14)	0.08 <sup>(b)</sup>
Total from Investment Operations	0.01	0.13
<b>Less Distributions From:</b>		
Net investment income	(0.25)	(0.16)
Net asset value, end of the period	\$ 11.12	\$ 11.36
Total return <sup>(c)</sup>	0.09%	1.12% <sup>(d)</sup>
<b>Ratios to Average Net Assets:</b>		
Net assets, end of the period (000's)	\$ 3,176	\$ 1,900
Net expenses <sup>(e)</sup>	0.46%	0.47% <sup>(f)</sup>
Gross expenses	0.48%	0.50% <sup>(f)</sup>
Net investment income	1.37%	0.64% <sup>(f)</sup>
Portfolio turnover rate	157%	126% <sup>(g)</sup>

\* From commencement of Class operations on February 1, 2017 through September 30, 2017.

(a) Per share net investment income has been calculated using the average shares outstanding during the period.

(b) The amount shown for a share outstanding does not correspond with the aggregate realized and unrealized gain (loss) on investments for the period due to the timing of sales and redemptions of fund shares in relation to fluctuating market values of investments of the Fund.

(c) Had certain expenses not been waived/reimbursed during the period, total returns would have been lower.

(d) Periods less than one year are not annualized.

(e) The investment adviser agreed to waive its fees and/or reimburse a portion of the Fund's expenses during the period. Without this waiver/reimbursement, expenses would have been higher.

(f) Computed on an annualized basis for periods less than one year.

(g) Represents the Fund's portfolio turnover rate for the year ended September 30, 2017.

## Financial Performance

**For a share outstanding throughout each period.**

### Loomis Sayles Limited Term Government and Agency Fund

	<b>Class Y</b>				
	Year Ended September 30, 2018	Year Ended September 30, 2017	Year Ended September 30, 2016	Year Ended September 30, 2015	Year Ended September 30, 2014
Net asset value, beginning of the period	\$ 11.36	\$ 11.55	\$ 11.61	\$ 11.65	\$ 11.72
<b>Income (loss) from Investment Operations:</b>					
Net investment income <sup>(a)</sup>	0.14	0.11	0.14	0.17	0.18
Net realized and unrealized gain (loss)	(0.13)	(0.09)	0.00 <sup>(b)</sup>	0.01 <sup>(c)</sup>	0.02
Total from Investment Operations	0.01	0.02	0.14	0.18	0.20
<b>Less Distributions From:</b>					
Net investment income	(0.24)	(0.21)	(0.20)	(0.22)	(0.27)
Net asset value, end of the period	\$ 11.13	\$ 11.36	\$ 11.55	\$ 11.61	\$ 11.65
Total return	0.09%	0.22%	1.19%	1.51%	1.70%
<b>Ratios to Average Net Assets:</b>					
Net assets, end of the period (000's)	\$ 366,847	\$ 360,322	\$ 411,898	\$ 431,727	\$ 330,224
Net expenses	0.55%	0.55%	0.52%	0.52%	0.55% <sup>(d)</sup>
Gross expenses	0.55%	0.55%	0.52%	0.52%	0.55% <sup>(d)</sup>
Net investment income	1.26%	0.92%	1.20%	1.45%	1.58%
Portfolio turnover rate	157%	126%	109% <sup>(e)</sup>	48%	24%

(a) Per share net investment income has been calculated using the average shares outstanding during the period.

(b) Amount rounds to less than \$0.01 per share.

(c) The amount shown for a share outstanding does not correspond with the aggregate realized and unrealized gain (loss) on investments for the period due to the timing of sales and redemptions of fund shares in relation to fluctuating market values of investments of the Fund.

(d) Includes fee/expense recovery of less than 0.01%.

(e) The variation in the Fund's turnover rate from 2015 to 2016 was primarily due to fluctuation in the level of fund assets due to shareholder flows.

## Financial Performance

**For a share outstanding throughout each period.**

### Loomis Sayles Strategic Income Fund

	<b>Class A</b>				
	Year Ended September 30, 2018	Year Ended September 30, 2017	Year Ended September 30, 2016	Year Ended September 30, 2015	Year Ended September 30, 2014
Net asset value, beginning of the period	\$ 14.84	\$ 14.70	\$ 14.70	\$ 16.75	\$ 15.93
<b>Income (loss) from Investment Operations:</b>					
Net investment income <sup>(a)</sup>	0.52	0.56	0.57	0.64	0.58
Net realized and unrealized gain (loss)	(0.33)	0.42	0.61	(1.74)	0.90
Total from Investment Operations	0.19	0.98	1.18	(1.10)	1.48
<b>Less Distributions From:</b>					
Net investment income	(0.57)	(0.52)	(0.36)	(0.57)	(0.62)
Net realized capital gains	(0.07)	(0.32)	(0.82)	(0.38)	(0.04)
Total Distributions	(0.64)	(0.84)	(1.18)	(0.95)	(0.66)
Net asset value, end of the period	\$ 14.39	\$ 14.84	\$ 14.70	\$ 14.70	\$ 16.75
Total return <sup>(b)</sup>	1.34%	7.01%	8.72%	(6.88)%	9.34%
<b>Ratios to Average Net Assets:</b>					
Net assets, end of the period (000's)	\$ 1,986,300	\$ 1,999,385	\$ 2,514,770	\$ 3,318,262	\$ 4,408,257
Net expenses	0.96%	0.96%	0.96%	0.94%	0.94%
Gross expenses	0.96%	0.96%	0.96%	0.94%	0.94%
Net investment income	3.57%	3.82%	4.01%	3.95%	3.44%
Portfolio turnover rate	6%	11%	17%	23%	26%

(a) Per share net investment income has been calculated using the average shares outstanding during the period.

(b) A sales charge for Class A shares is not reflected in total return calculations.

## Financial Performance

**For a share outstanding throughout each period.**

### Loomis Sayles Strategic Income Fund

	<b>Class C</b>				
	Year Ended September 30, 2018	Year Ended September 30, 2017	Year Ended September 30, 2016	Year Ended September 30, 2015	Year Ended September 30, 2014
Net asset value, beginning of the period	\$ 14.97	\$ 14.81	\$ 14.80	\$ 16.85	\$ 16.03
<b>Income (loss) from Investment Operations:</b>					
Net investment income <sup>(a)</sup>	0.41	0.45	0.47	0.52	0.45
Net realized and unrealized gain (loss)	(0.33)	0.44	0.61	(1.74)	0.90
Total from Investment Operations	0.08	0.89	1.08	(1.22)	1.35
<b>Less Distributions From:</b>					
Net investment income	(0.46)	(0.41)	(0.25)	(0.45)	(0.49)
Net realized capital gains	(0.07)	(0.32)	(0.82)	(0.38)	(0.04)
Total Distributions	(0.53)	(0.73)	(1.07)	(0.83)	(0.53)
Net asset value, end of the period	\$ 14.52	\$ 14.97	\$ 14.81	\$ 14.80	\$ 16.85
Total return <sup>(b)</sup>	0.60%	6.20%	7.91%	(7.60)%	8.54%
<b>Ratios to Average Net Assets:</b>					
Net assets, end of the period (000's)	\$ 1,153,853	\$ 2,248,939	\$ 3,433,204	\$ 4,295,139	\$ 5,390,222
Net expenses	1.71%	1.71%	1.71%	1.69%	1.69%
Gross expenses	1.71%	1.71%	1.71%	1.69%	1.69%
Net investment income	2.79%	3.08%	3.26%	3.20%	2.68%
Portfolio turnover rate	6%	11%	17%	23%	26%

(a) Per share net investment income has been calculated using the average shares outstanding during the period.

(b) A contingent deferred sales charge for Class C shares is not reflected in total return calculations.

## Financial Performance

**For a share outstanding throughout each period.**

### Loomis Sayles Strategic Income Fund

	<b>Class N</b>				
	Year Ended September 30, 2018	Year Ended September 30, 2017	Year Ended September 30, 2016	Year Ended September 30, 2015	Year Ended September 30, 2014
Net asset value, beginning of the period	\$ 14.83	\$ 14.69	\$ 14.69	\$ 16.73	\$ 15.92
<b>Income (loss) from Investment Operations:</b>					
Net investment income <sup>(a)</sup>	0.56	0.60	0.61	0.69	0.61
Net realized and unrealized gain (loss)	(0.32)	0.43	0.62	(1.73)	0.91
Total from Investment Operations	0.24	1.03	1.23	(1.04)	1.52
<b>Less Distributions From:</b>					
Net investment income	(0.62)	(0.57)	(0.41)	(0.62)	(0.67)
Net realized capital gains	(0.07)	(0.32)	(0.82)	(0.38)	(0.04)
Total Distributions	(0.69)	(0.89)	(1.23)	(1.00)	(0.71)
Net asset value, end of the period	\$ 14.38	\$ 14.83	\$ 14.69	\$ 14.69	\$ 16.73
Total return	1.67%	7.38%	9.09%	(6.58)%	9.70%
<b>Ratios to Average Net Assets:</b>					
Net assets, end of the period (000's)	\$ 176,456	\$ 141,695	\$ 130,637	\$ 83,405	\$ 57,752
Net expenses	0.63%	0.63%	0.63%	0.62%	0.62%
Gross expenses	0.63%	0.63%	0.63%	0.62%	0.62%
Net investment income	3.91%	4.13%	4.34%	4.33%	3.62%
Portfolio turnover rate	6%	11%	17%	23%	26%

(a) Per share net investment income has been calculated using the average shares outstanding during the period.



## Financial Performance

**For a share outstanding throughout each period.**

### Loomis Sayles Strategic Income Fund

	<b>Class Y</b>				
	Year Ended September 30, 2018	Year Ended September 30, 2017	Year Ended September 30, 2016	Year Ended September 30, 2015	Year Ended September 30, 2014
Net asset value, beginning of the period	\$ 14.83	\$ 14.69	\$ 14.69	\$ 16.73	\$ 15.92
<b>Income (loss) from Investment Operations:</b>					
Net investment income <sup>(a)</sup>	0.55	0.59	0.61	0.68	0.61
Net realized and unrealized gain (loss)	(0.32)	0.43	0.61	(1.73)	0.90
Total from Investment Operations	0.23	1.02	1.22	(1.05)	1.51
<b>Less Distributions From:</b>					
Net investment income	(0.61)	(0.56)	(0.40)	(0.61)	(0.66)
Net realized capital gains	(0.07)	(0.32)	(0.82)	(0.38)	(0.04)
Total Distributions	(0.68)	(0.88)	(1.22)	(0.99)	(0.70)
Net asset value, end of the period	\$ 14.38	\$ 14.83	\$ 14.69	\$ 14.69	\$ 16.73
Total return	1.66%	7.22%	9.00%	(6.65)%	9.63%
<b>Ratios to Average Net Assets:</b>					
Net assets, end of the period (000's)	\$ 5,118,016	\$ 5,702,607	\$ 5,350,759	\$ 7,018,369	\$ 8,747,384
Net expenses	0.71%	0.71%	0.71%	0.69%	0.69%
Gross expenses	0.71%	0.71%	0.71%	0.69%	0.69%
Net investment income	3.82%	4.04%	4.26%	4.21%	3.65%
Portfolio turnover rate	6%	11%	17%	23%	26%

(a) Per share net investment income has been calculated using the average shares outstanding during the period.

## Financial Performance

**For a share outstanding throughout each period.**

### Loomis Sayles Strategic Income Fund

	<b>Admin Class</b>				
	Year Ended September 30, 2018	Year Ended September 30, 2017	Year Ended September 30, 2016	Year Ended September 30, 2015	Year Ended September 30, 2014
Net asset value, beginning of the period	\$ 14.79	\$ 14.65	\$ 14.66	\$ 16.70	\$ 15.89
<b>Income (loss) from Investment Operations:</b>					
Net investment income <sup>(a)</sup>	0.48	0.52	0.53	0.60	0.53
Net realized and unrealized gain (loss)	(0.33)	0.43	0.61	(1.73)	0.90
Total from Investment Operations	0.15	0.95	1.14	(1.13)	1.43
<b>Less Distributions From:</b>					
Net investment income	(0.53)	(0.49)	(0.33)	(0.53)	(0.58)
Net realized capital gains	(0.07)	(0.32)	(0.82)	(0.38)	(0.04)
Total Distributions	(0.60)	(0.81)	(1.15)	(0.91)	(0.62)
Net asset value, end of the period	\$ 14.34	\$ 14.79	\$ 14.65	\$ 14.66	\$ 16.70
Total return	1.09%	6.79%	8.42%	(7.13)%	9.12%
<b>Ratios to Average Net Assets:</b>					
Net assets, end of the period (000's)	\$ 133,220	\$ 142,871	\$ 143,275	\$ 141,844	\$ 139,423
Net expenses	1.20% <sup>(b)</sup>	1.19% <sup>(c)</sup>	1.20% <sup>(d)</sup>	1.19%	1.19%
Gross expenses	1.20% <sup>(b)</sup>	1.19% <sup>(c)</sup>	1.20% <sup>(d)</sup>	1.19%	1.19%
Net investment income	3.33%	3.57%	3.76%	3.73%	3.15%
Portfolio turnover rate	6%	11%	17%	23%	26%

(a) Per share net investment income has been calculated using the average shares outstanding during the period.

(b) Includes refund of prior year service fee of 0.01%.

(c) Includes refund of prior year service fee of 0.02%.

(d) Includes refund of prior year service fee of 0.01%.

# Appendix A - Financial Intermediary Specific Sales Load Waivers

Set forth below is information regarding sales load waivers and discounts available at specific financial intermediaries which are not affiliated with the Funds, the Advisers, subadviser and/or the Distributor. In all instances, it is the purchaser's responsibility to notify the financial intermediary at the time of purchase of any relationship or other facts qualifying the purchaser for sales load waivers or discounts.

## Ameriprise Financial

### **Class A Shares Front-End Sales Charge Waivers Available at Ameriprise Financial:**

The following information applies to Class A shares purchases if you have an account with or otherwise purchase Fund shares through Ameriprise Financial:

Shareholders purchasing Fund shares through an Ameriprise Financial platform or account are eligible for the following front-end sales charge waivers and discounts, which may differ from those disclosed elsewhere in this Fund's prospectus or SAI:

- Employer-sponsored retirement plans (e.g., 401(k) plans, 457 plans, employer-sponsored 403(b) plans, profit sharing and money purchase pension plans and defined benefit plans). For purposes of this provision, employer-sponsored retirement plans do not include SEP IRAs, Simple IRAs or SAR-SEPs.
- Shares purchased through an Ameriprise Financial investment advisory program (if an Advisory or similar share class for such investment advisory program is not available).
- Shares purchased by third party investment advisors on behalf of their advisory clients through Ameriprise Financial's platform (if an Advisory or similar share class for such investment advisory program is not available).
- Shares purchased through reinvestment of capital gains distributions and dividend reinvestment when purchasing shares of the same Fund (but not any other fund within the same fund family).
- Shares exchanged from Class C shares of the same fund in the month of or following the 10-year anniversary of the purchase date. To the extent that this prospectus elsewhere provides for a waiver with respect to such shares following a shorter holding period, that waiver will apply to exchanges following such shorter period. To the extent that this prospectus elsewhere provides for a waiver with respect to exchanges of Class C shares for load waived shares, that waiver will also apply to such exchanges.
- Employees and registered representatives of Ameriprise Financial or its affiliates and their immediate family members.
- Shares purchased by or through qualified accounts (including IRAs, Coverdell Education Savings Accounts, 401(k)s, 403(b) TSCAs subject to ERISA and defined benefit plans) that are held by a covered family member, defined as an Ameriprise financial advisor and/or the advisor's spouse, advisor's lineal ascendant (mother, father, grandmother, grandfather, great grandmother, great grandfather), advisor's lineal descendant (son, step-son, daughter, step-daughter, grandson, granddaughter, great grandson, great granddaughter) or any spouse of a covered family member who is a lineal descendant.
- Shares purchased from the proceeds of redemptions within the same fund family, provided (1) the repurchase occurs within 90 days following the redemption, (2) the redemption and purchase occur in the same account, and (3) redeemed shares were subject to a front-end or deferred sales load (i.e. Rights of Reinstatement).

## Merrill Lynch

Shareholders purchasing Fund shares through a Merrill Lynch platform or account are eligible only for the following load waivers (front-end sales charge waivers and contingent deferred, or back-end, sales charge waivers) and discounts, which may differ from those disclosed elsewhere in this Prospectus or in the SAI.

### **Front-end Sales Load Waivers on Class A Shares available at Merrill Lynch**

- Employer-sponsored retirement, deferred compensation and employee benefit plans (including health savings accounts) and trusts used to fund those plans, provided that the shares are not held in a commission-based brokerage account and shares are held for the benefit of the plan;
- Shares purchased by or through a 529 Plan;
- Shares purchased through a Merrill Lynch affiliated investment advisory program;
- Shares purchased by third party investment advisors on behalf of their advisory clients through Merrill Lynch's platform;
- Shares of funds purchased through the Merrill Edge Self-Directed platform (if applicable);
- Shares purchased through reinvestment of capital gains distributions and dividend reinvestment when purchasing shares of the same fund (but not any other fund within the fund family);
- Shares exchanged from Class C (i.e., level-load) shares of the same fund in the month of or following the 10-year anniversary of the purchase date;
- Employees and registered representatives of Merrill Lynch or its affiliates and their family members;
- Directors or Trustees of the Fund, and employees of the Fund's investment adviser or any of its affiliates, as described in the Prospectus; and
- Shares purchased from the proceeds of redemptions within the same fund family, provided (1) the repurchase occurs within 90 days following the

redemption, (2) the redemption and purchase occur in the same account, and (3) redeemed shares were subject to a front-end or deferred sales load (known as Rights of Reinstatement).

### **CDSC Waivers on Class A and Class C Shares available at Merrill Lynch**

- Death or disability of the shareholder;
- Shares sold as part of a systematic withdrawal plan as described in the Fund's Prospectus;
- Return of excess contributions from an IRA account;
- Shares sold as part of a required minimum distribution for IRA and retirement accounts due to the shareholder reaching age 70½;
- Shares sold to pay Merrill Lynch fees but only if the transaction is initiated by Merrill Lynch;
- Shares acquired through a right of reinstatement; and
- Shares held in retirement brokerage accounts, that are exchanged for a lower cost share class due to transfer to a fee based account or platform.

Merrill Lynch clients subject to a CDSC when transferring from one share class to another may be eligible for CDSC proration. Merrill Lynch will remit the portion of the payment to be made to the Distributor solely for the number of months remaining on the CDSC period divided by the total number of months of the CDSC period.

### **Front-end load Discounts Available at Merrill Lynch: Breakpoints, Rights of Accumulation & Letters of Intent**

- Breakpoints as described in this Prospectus;
- Rights of Accumulation (ROA) which entitle shareholders to breakpoint discounts will be automatically calculated based on the aggregated holding of fund family assets held by accounts within the purchaser's household at Merrill Lynch. Eligible fund family assets not held at Merrill Lynch may be included in the ROA calculation only if the shareholder notifies his or her financial advisor about such assets; and
- Letters of Intent (LOI) which allow for breakpoint discounts based on anticipated purchases within a fund family, through Merrill Lynch, over a 13-month period of time (if applicable).

## **Morgan Stanley Wealth Management**

Shareholders purchasing Fund shares through a Morgan Stanley Wealth Management transactional brokerage account are eligible only for the following front-end sales charge waivers with respect to Class A shares, which may differ from and may be more limited than those disclosed elsewhere in this Fund's Prospectus or SAI.

### **Front-end Sales Charge Waivers on Class A Shares available at Morgan Stanley Wealth Management**

- Employer-sponsored retirement plans (e.g., 401(k) plans, 457 plans, employer-sponsored 403(b) plans, profit sharing and money purchase pension plans and defined benefit plans). For purposes of this provision, employer-sponsored retirement plans do not include SEP IRAs, Simple IRAs, SAR-SEPs or Keogh plans
- Morgan Stanley employee and employee-related accounts according to Morgan Stanley's account linking rules
- Shares purchased through reinvestment of dividends and capital gains distributions when purchasing shares of the same fund
- Shares purchased through a Morgan Stanley self-directed brokerage account
- Class C (i.e., level-load) shares that are no longer subject to a contingent deferred sales charge and are converted to Class A shares of the same fund pursuant to Morgan Stanley Wealth Management's share class conversion program
- Shares purchased from the proceeds of redemptions within the same fund family, provided (i) the repurchase occurs within 90 days following the redemption, (ii) the redemption and purchase occur in the same account, and (iii) redeemed shares were subject to a front-end or deferred sales charge.

*If you would like more information about the Funds, the following documents are available free upon request:*

**Annual and Semiannual Reports**—Provide additional information about each Fund's investments. Each annual report includes a discussion of the market conditions and investment strategies that significantly affected the Fund's performance during its last fiscal year.

**Statement of Additional Information (SAI)**—Provides more detailed information about the Funds and their investment limitations and policies. The SAI has been filed with the SEC and is incorporated into this Prospectus by reference.

**For a free copy of the Funds' annual or semiannual reports or their SAIs, to request other information about the Funds, and to make shareholder inquiries generally, contact your financial representative, visit the Funds' website at [im.natixis.com](http://im.natixis.com) or call the Funds at 800-225-5478.**

*Important Notice Regarding Delivery of Shareholder Documents:*

In our continuing effort to reduce your fund's expenses and the amount of mail that you receive from us, we will combine mailings of prospectuses, annual or semiannual reports and proxy statements to your household. If more than one family member in your household owns the same fund or funds described in a single prospectus, report or proxy statement, you will receive one mailing unless you request otherwise. Additional copies of our prospectuses, reports or proxy statements may be obtained at any time by calling 800-225-5478. If you are currently receiving multiple mailings to your household and would like to receive only one mailing or if you wish to receive separate mailings for each member of your household in the future, please call us at the telephone number listed above and we will resume separate mailings within 30 days of your request.

*Your financial representative or Natixis Funds will also be happy to answer your questions or to provide any additional information that you may require.*

Text-only copies of the Funds' reports and SAI are available free from the EDGAR Database on the SEC's Internet site at: [www.sec.gov](http://www.sec.gov). Copies of this information may also be obtained, after paying a duplicating fee, by electronic request at the following e-mail address: [publicinfo@sec.gov](mailto:publicinfo@sec.gov).

**Portfolio Holdings**—A description of the Funds' policies and procedures with respect to the disclosure of each Fund's portfolio securities is available in the SAI.