



THINK BROADLY.  
ACT DECISIVELY.®

**Our mission. Your success.**

Our mission is to be a world-class investment management firm that delivers superior risk-adjusted performance to our clients.

**Loomis Sayles at a Glance**

**FOUNDED 1926**

**ASSETS\***

US \$345.7 billion at March 31, 2021

**CLIENTS**

Serving clients in 51 countries across six continents

**VEHICLES**

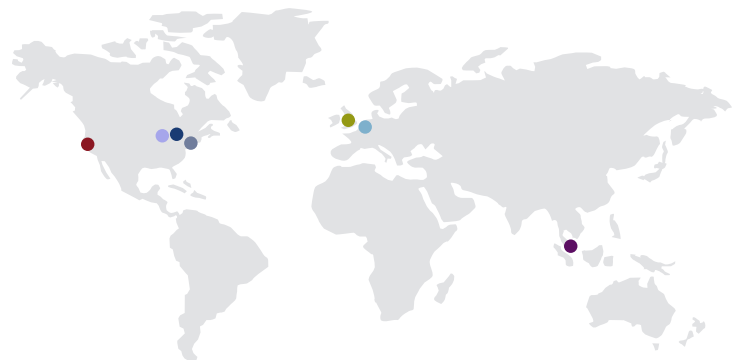
Mutual Funds, Institutional Separate Accounts, Exchange Traded Funds, Managed Accounts, Hedge Funds, Collective Trusts and Other Private Placements

**CHAIRMAN & CEO**

Kevin Charleston

LOOMIS SAYLES HAS THE RICH RESOURCES,  
DIVERSE INVESTMENT EXPERTISE AND  
COLLABORATIVE DECISION-MAKING PROCESSES  
TO THINK BROADLY AND ACT DECISIVELY.  
BECAUSE THAT IS WHAT WE BELIEVE IT TAKES  
TO DELIVER ALPHA — NOW AND IN THE FUTURE.

**Locations**



**DOMESTIC**

- Boston
- Chicago
- Detroit
- San Francisco

**INTERNATIONAL**

- London
- Singapore
- Utrecht

\*Includes the assets of both Loomis, Sayles & Co., LP, and Loomis Sayles Trust Company, LLC. Loomis Sayles Trust Company is a wholly owned subsidiary of Loomis, Sayles & Company, L.P.

# ABOUT LOOMIS SAYLES

Since 1926, Loomis, Sayles & Company has helped fulfill the investment needs of institutional and mutual fund clients worldwide. The firm's performance-driven investors integrate deep proprietary research and risk analysis to make informed, judicious decisions. Using foresight and flexibility, Loomis Sayles looks far and wide for value – across traditional asset classes and alternative investments – to pursue attractive, sustainable returns for clients. This rich tradition has earned Loomis Sayles the trust and respect of clients worldwide, for whom we currently manage \$345.7 billion in assets (as of March 31, 2021).

## Investment Capabilities

### EQUITY

#### Large Cap

Large Cap Growth  
All Cap Growth

#### Global

Global Equity  
Global Growth

#### International

International Growth

#### Small/Mid Cap

Mid Cap Growth  
Small/Mid Cap Growth  
Small/Mid Cap Core

#### Small Cap

Small Cap Growth  
Small Cap Value

#### Emerging Markets

Global Emerging Markets Equity

### MULTI-ASSET

Multi-Asset Credit  
Multi-Asset Income  
Global Allocation

### ALTERNATIVES

Absolute Return  
Long/Short Equity  
Risk Premia

### FIXED INCOME

#### Broad Market

Short Duration  
Intermediate Duration  
Core  
Core Plus  
Multisector

#### Global

Global Bond  
Global Credit  
Global Debt Unconstrained  
Global High Yield

#### Emerging Markets

Emerging Markets Corporate Debt  
Emerging Markets Debt Local Currency  
Emerging Markets Short Duration Credit  
Asia Credit  
Emerging Markets Debt Blended

#### Sector Specific

Senior Loans  
Corporates  
High Yield  
Inflation Protected  
Securitized  
Active Treasury

#### LDI Strategies

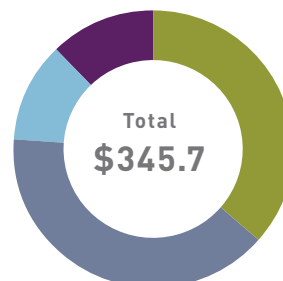
Custom LDI Solutions  
Long Duration Corporate  
Long Duration Credit  
Long Duration Gov't Credit

#### Municipals

Short  
Intermediate  
Medium  
Crossover

## AUM by Global Accounts

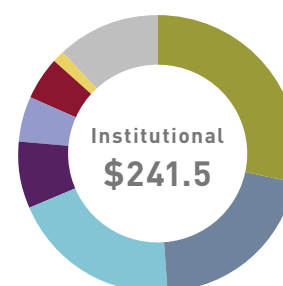
US billion at March 31, 2021



US mutual funds	\$126.5
US separate accounts	137.4
Non-US mutual funds	40.0
Non-US separate accounts	41.7

## AUM by Client Type

US billion at March 31, 2021



Sub-advised	\$68.8
Corporate	49.9
Public funds	47.1
Taft-Hartley	19.3
Healthcare	12.7
Insurance	11.6
Endowment/Foundation	3.7
Other	28.5



Loomis Sayles mutual funds	\$58.0
Non-US affiliate mutual funds	9.8
Managed accounts	30.9
Other	5.4

Due to rounding, totals may not equal 100%.

Certain products are not available to all investors and may be offered only to qualified investors.

LS Loomis | Sayles and THINK BROADLY. ACT DECISIVELY. are trademarks of Loomis, Sayles & Company, L.P. registered in the US Patent and Trademark Office.

Twitter  @loomissayles

[www.loomissayles.com](http://www.loomissayles.com)