



THINK BROADLY.  
ACT DECISIVELY.®

**Our mission. Your success.**

Our mission is to be a world-class investment management firm that delivers superior risk-adjusted performance to our clients.

**Loomis Sayles at a Glance**

---

**FOUNDED 1926**

---

**ASSETS\***  
US \$266.7 billion at March 31, 2018

---

**CLIENTS**  
Serving clients in 51 countries across six continents

---

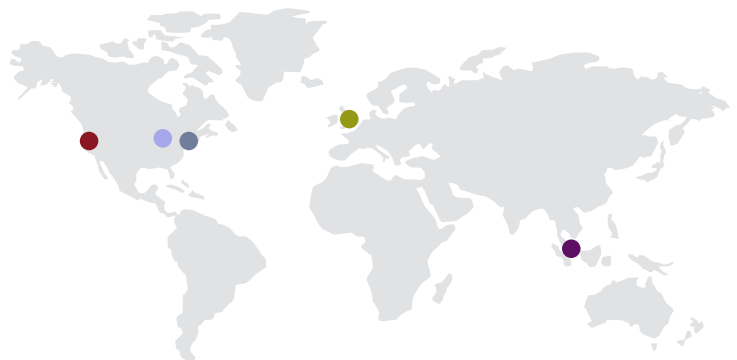
**VEHICLES**  
Mutual Funds, Hedge Funds, Institutional Separate Accounts, Collective Trusts

---

**LEADERSHIP**  
Kevin Charleston, Chairman & CEO;  
Daniel J. Fuss, Vice Chairman; Jae Park, CIO;  
David Waldman, Deputy CIO

LOOMIS SAYLES HAS THE RICH RESOURCES,  
DIVERSE INVESTMENT EXPERTISE AND  
COLLABORATIVE DECISION-MAKING PROCESSES  
TO THINK BROADLY AND ACT DECISIVELY.  
BECAUSE THAT IS WHAT WE BELIEVE IT TAKES  
TO DELIVER ALPHA — NOW AND IN THE FUTURE.

**Locations**



**DOMESTIC**

- Boston
- Detroit
- San Francisco

**INTERNATIONAL**

- London
- Singapore

\*Includes the assets of both Loomis, Sayles & Co., LP, and Loomis Sayles Trust Company, LLC. Loomis Sayles Trust Company is a wholly owned subsidiary of Loomis, Sayles & Company, L.P.

# ABOUT LOOMIS SAYLES

Since 1926, Loomis, Sayles & Company has helped fulfill the investment needs of institutional and mutual fund clients worldwide. The firm's performance-driven investors integrate deep proprietary research and integrated risk analysis to make informed, judicious decisions. Using foresight and flexibility, Loomis Sayles looks far and wide for value – across traditional asset classes and alternative investments – to pursue attractive, sustainable returns for clients. This rich tradition has earned Loomis Sayles the trust and respect of clients worldwide, for whom we currently manage approximately \$266.7 billion in assets (as of March 31, 2018).

## Investment Capabilities

### EQUITY

#### Large Cap

Large Cap Growth  
All Cap Growth  
Large Cap Value  
Focused Value  
Large Cap Core  
Dividend Income

#### Global

Global Equity

#### Small/Mid Cap

Small/Mid Cap Growth  
Small/Mid Cap Core

#### Small Cap

Small Cap Growth  
Small Cap Value

### MULTI-ASSET

Multi-Asset Credit  
Multi-Asset Income  
Global Allocation

### FIXED INCOME

#### Broad Market

Short Duration  
Intermediate Duration  
Core  
Core Plus  
Multisector

#### Global

Global Bond  
Global Credit  
Global Debt Unconstrained  
Global High Yield

#### Emerging Markets

Emerging Markets Corporate Debt  
Emerging Markets Debt Local Currency  
Emerging Markets Short Duration Credit

#### Sector Specific

Senior Loans  
Corporates  
High Yield  
Inflation Protected  
Securitized

#### LDI Strategies

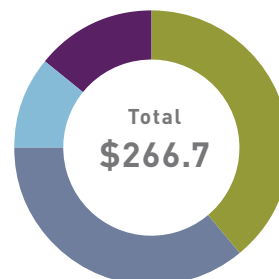
Custom LDI Solutions  
Long Duration Corporate  
Long Duration Credit  
Long Duration Gov't Credit

### ALTERNATIVES

Absolute Return  
Long/Short Equity

## AUM by Global Accounts

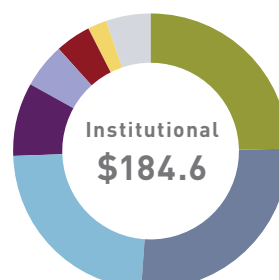
US billion at March 31, 2018



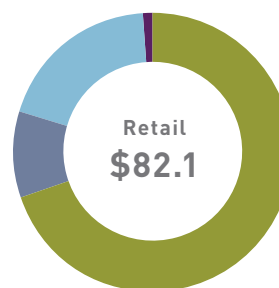
US mutual funds	\$104.4
US separate accounts	96.0
Non-US mutual funds	29.0
Non-US separate accounts	37.2

## AUM by Client Type

US billion at March 31, 2018



Corporate	\$45.8
Sub-advised	48.7
Public funds	43.3
Taft-Hartley	15.8
Insurance	9.5
Healthcare	7.7
Endowment/Foundation	4.2
Other	9.5



Loomis Sayles mutual funds	\$57.3
Non-US affiliate mutual funds	8.1
Wrap funds	15.8
Other	0.8

Due to rounding, totals may not equal 100%.

Certain products are not available to all investors and may be offered only to qualified investors.

LS Loomis | Sayles and THINK BROADLY. ACT DECISIVELY. are trademarks of Loomis, Sayles & Company, L.P. registered in the US Patent and Trademark Office.

Twitter  @loomissayles

[www.loomissayles.com](http://www.loomissayles.com)