



**THINK BROADLY.  
ACT DECISIVELY.®**

**Our mission. Your success.**

Our mission is to be a world-class investment management firm that delivers superior risk-adjusted performance to our clients.

**Loomis Sayles at a Glance**

**FOUNDED 1926**

**ASSETS\***

US \$328.0 billion at September 30, 2020

**CLIENTS**

Serving clients in 51 countries across six continents

**VEHICLES**

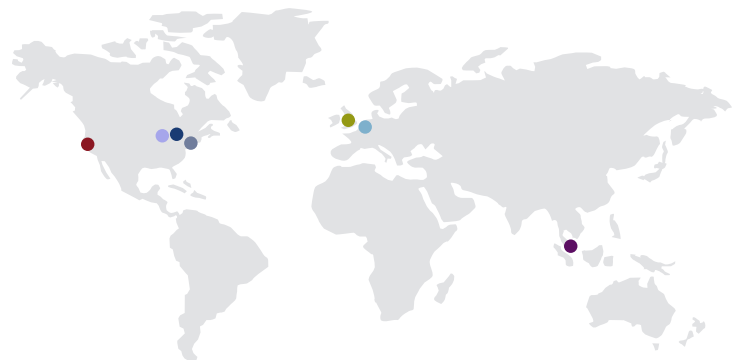
Mutual Funds, Institutional Separate Accounts, Exchange Traded Funds, Managed Accounts, Hedge Funds, Collective Trusts and Other Private Placements

**LEADERSHIP**

Kevin Charleston, Chairman & CEO  
 Daniel J. Fuss, Vice Chairman  
 Jae Park, CIO  
 David Waldman, Deputy CIO

**LOOMIS SAYLES HAS THE RICH RESOURCES,  
 DIVERSE INVESTMENT EXPERTISE AND  
 COLLABORATIVE DECISION-MAKING PROCESSES  
 TO THINK BROADLY AND ACT DECISIVELY.  
 BECAUSE THAT IS WHAT WE BELIEVE IT TAKES  
 TO DELIVER ALPHA — NOW AND IN THE FUTURE.**

**Locations**



**DOMESTIC**

- Boston
- Chicago
- Detroit
- San Francisco

**INTERNATIONAL**

- London
- Singapore
- Utrecht

\*Includes the assets of both Loomis, Sayles & Co., LP, and Loomis Sayles Trust Company, LLC. Loomis Sayles Trust Company is a wholly owned subsidiary of Loomis, Sayles & Company, L.P.

# ABOUT LOOMIS SAYLES

Since 1926, Loomis, Sayles & Company has helped fulfill the investment needs of institutional and mutual fund clients worldwide. The firm's performance-driven investors integrate deep proprietary research and risk analysis to make informed, judicious decisions. Using foresight and flexibility, Loomis Sayles looks far and wide for value – across traditional asset classes and alternative investments – to pursue attractive, sustainable returns for clients. This rich tradition has earned Loomis Sayles the trust and respect of clients worldwide, for whom we currently manage \$328.0 billion in assets (as of September 30, 2020).

## Investment Capabilities

### EQUITY

#### Large Cap

Large Cap Growth  
All Cap Growth

#### Global

Global Equity  
Global Growth

#### International

International Growth

#### Small/Mid Cap

Mid Cap Growth  
Small/Mid Cap Growth  
Small/Mid Cap Core

#### Small Cap

Small Cap Growth  
Small Cap Value

#### Emerging Markets

Global Emerging Markets Equity

### MULTI-ASSET

Multi-Asset Credit  
Multi-Asset Income  
Global Allocation

### ALTERNATIVES

Absolute Return  
Long/Short Equity  
Risk Premia

### FIXED INCOME

#### Broad Market

Short Duration  
Intermediate Duration  
Core  
Core Plus  
Multisector

#### Global

Global Bond  
Global Credit  
Global Debt Unconstrained  
Global High Yield

#### Euro Credit

Euro Investment Grade Credit  
Euro Sustainable Investment Grade Credit  
Euro High Yield

#### Emerging Markets

Emerging Markets Corporate Debt  
Emerging Markets Debt Local Currency  
Emerging Markets Short Duration Credit  
Asia Credit

#### Sector Specific

Senior Loans  
Corporates  
High Yield  
Inflation Protected  
Securitized  
Active Treasury

#### LDI Strategies

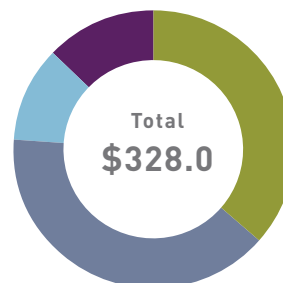
Custom LDI Solutions  
Long Duration Corporate  
Long Duration Credit  
Long Duration Gov't Credit

#### Municipals

Short  
Intermediate  
Medium

## AUM by Global Accounts

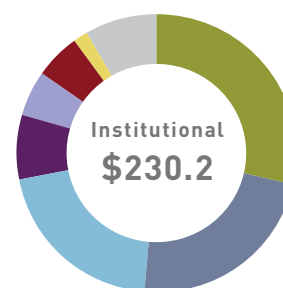
US billion at September 30, 2020



US mutual funds	\$119.6
US separate accounts	130.6
Non-US mutual funds	36.4
Non-US separate accounts	41.4

## AUM by Client Type

US billion at September 30, 2020



Sub-advised	\$66.0
Corporate	52.7
Public funds	47.2
Taft-Hartley	17.4
Insurance	12.4
Healthcare	12.2
Endowment/Foundation	3.7
Other	18.7



Loomis Sayles mutual funds	\$55.2
Non-US affiliate mutual funds	9.6
Managed accounts	28.1
Other	4.9

Due to rounding, totals may not equal 100%.

Certain products are not available to all investors and may be offered only to qualified investors.

LS Loomis | Sayles and THINK BROADLY. ACT DECISIVELY. are trademarks of Loomis, Sayles & Company, L.P. registered in the US Patent and Trademark Office.

Twitter  @loomissayles

[www.loomissayles.com](http://www.loomissayles.com)