



THINK BROADLY.
ACT DECISIVELY.®

Our mission. Your success.

Our mission is to be a world-class investment management firm that delivers superior risk-adjusted performance to our clients.

Loomis Sayles at a Glance

FOUNDED 1926

ASSETS*
US \$263.5 billion at March 31, 2019

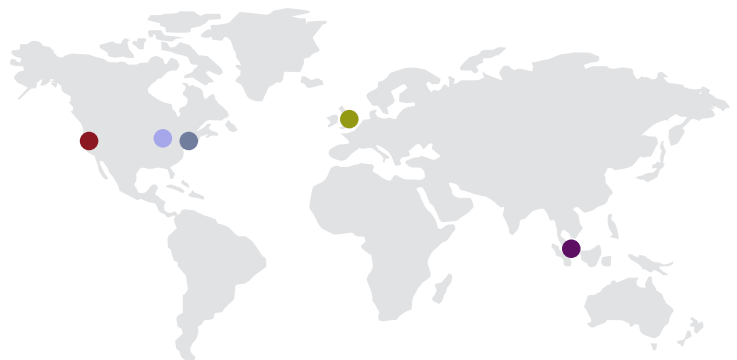
CLIENTS
Serving clients in 51 countries across six continents

VEHICLES
Mutual Funds, Hedge Funds, Institutional Separate Accounts, Collective Trusts

LEADERSHIP
Kevin Charleston, Chairman & CEO;
Daniel J. Fuss, Vice Chairman; Jae Park, CIO;
David Waldman, Deputy CIO

LOOMIS SAYLES HAS THE RICH RESOURCES,
DIVERSE INVESTMENT EXPERTISE AND
COLLABORATIVE DECISION-MAKING PROCESSES
TO THINK BROADLY AND ACT DECISIVELY.
BECAUSE THAT IS WHAT WE BELIEVE IT TAKES
TO DELIVER ALPHA — NOW AND IN THE FUTURE.

Locations



DOMESTIC

- Boston
- Detroit
- San Francisco

INTERNATIONAL

- London
- Singapore

*Includes the assets of both Loomis, Sayles & Co., LP, and Loomis Sayles Trust Company, LLC. Loomis Sayles Trust Company is a wholly owned subsidiary of Loomis, Sayles & Company, L.P.

ABOUT LOOMIS SAYLES

Since 1926, Loomis, Sayles & Company has helped fulfill the investment needs of institutional and mutual fund clients worldwide. The firm's performance-driven investors integrate deep proprietary research and integrated risk analysis to make informed, judicious decisions. Using foresight and flexibility, Loomis Sayles looks far and wide for value – across traditional asset classes and alternative investments – to pursue attractive, sustainable returns for clients. This rich tradition has earned Loomis Sayles the trust and respect of clients worldwide, for whom we currently manage \$263.5 billion in assets (as of March 31, 2019).

Investment Capabilities

EQUITY

Large Cap

Large Cap Growth
All Cap Growth

Global

Global Equity

Small/Mid Cap

Small/Mid Cap Growth
Small/Mid Cap Core

Small Cap

Small Cap Growth
Small Cap Value

MULTI-ASSET

Multi-Asset Credit
Multi-Asset Income
Global Allocation

FIXED INCOME

Broad Market

Short Duration
Intermediate Duration
Core
Core Plus
Multisector

Global

Global Bond
Global Credit
Global Debt Unconstrained
Global High Yield

Emerging Markets

Emerging Markets Corporate Debt
Emerging Markets Debt Local Currency
Emerging Markets Short Duration Credit

Sector Specific

Senior Loans
Corporates
High Yield
Inflation Protected
Securitized

LDI Strategies

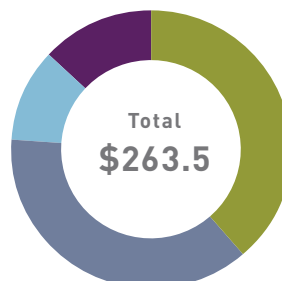
Custom LDI Solutions
Long Duration Corporate
Long Duration Credit
Long Duration Gov't Credit

ALTERNATIVES

Absolute Return
Long/Short Equity
Risk Premia

AUM by Global Accounts

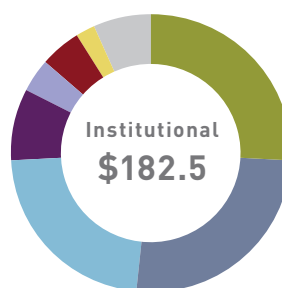
US billion at March 31, 2019



| | |
|--------------------------|---------|
| US mutual funds | \$102.4 |
| US separate accounts | 98.5 |
| Non-US mutual funds | 28.7 |
| Non-US separate accounts | 33.8 |

AUM by Client Type

US billion at March 31, 2019



| | |
|----------------------|--------|
| Corporate | \$47.4 |
| Sub-advised | 47.0 |
| Public funds | 41.3 |
| Taft-Hartley | 15.2 |
| Insurance | 7.2 |
| Healthcare | 8.6 |
| Endowment/Foundation | 3.9 |
| Other | 11.9 |



| | |
|-------------------------------|--------|
| Loomis Sayles mutual funds | \$53.5 |
| Non-US affiliate mutual funds | 7.9 |
| Wrap funds | 18.0 |
| Other | 1.6 |

Due to rounding, totals may not equal 100%.

Certain products are not available to all investors and may be offered only to qualified investors.

LS Loomis | Sayles and THINK BROADLY. ACT DECISIVELY. are trademarks of Loomis, Sayles & Company, L.P. registered in the US Patent and Trademark Office.

Twitter  @loomissayles

www.loomissayles.com