

# LS Securitized Asset Fund

PERFORMANCE ATTRIBUTION

---

JUNE 30, 2024



THINK BROADLY.  
ACT DECISIVELY.

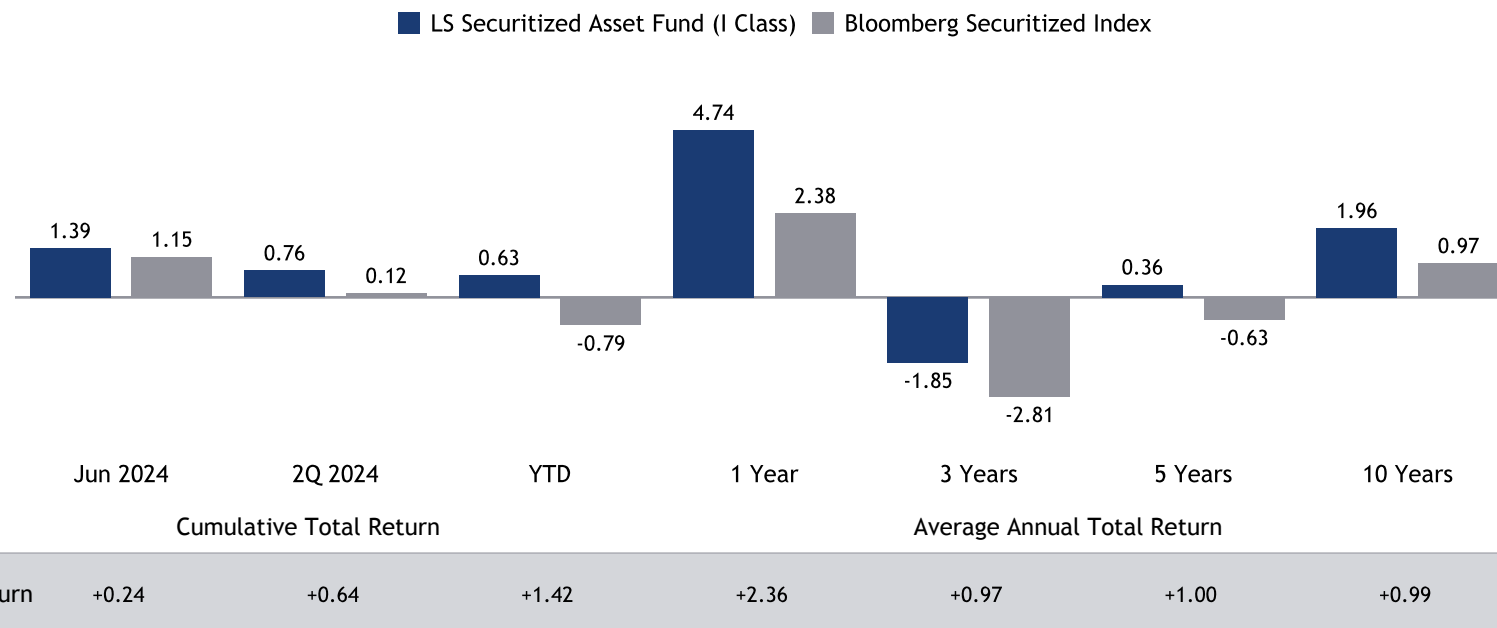
This information is provided as supplemental to the presentation book. It includes performance and attribution data. For additional details on the Fund, please request a complete Fund book.

BOSTON CHICAGO DETROIT MINNEAPOLIS SAN FRANCISCO LONDON SINGAPORE UTRECHT

# investment results

## FUND (I CLASS) AS OF 6/30/2024 (%)

### Trailing Returns



Sources: Loomis Sayles and Bloomberg.

The fund does not pay advisory administration or distribution and service fees. Shares of the fund are currently offered exclusively to investors in certain wrap fee programs or other institutional advisory clients of Loomis, Sayles & Company that meet criteria determined by Loomis Sayles.

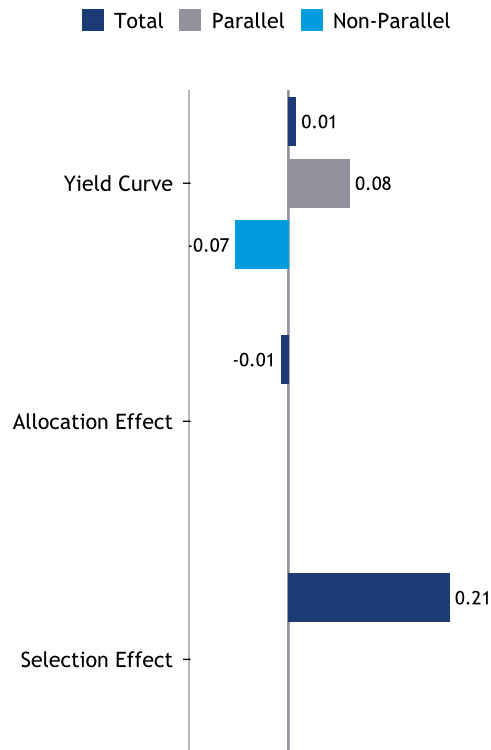
Please see the Additional Notes at the end of this presentation for further information, including risks, on the LS Securitized Asset Fund.

Past performance is no guarantee of future results. Investment return and principal value may fluctuate so that shares, when redeemed, may be worth more or less than their original cost. Performance data quoted represents past performance and current returns may be higher or lower. For additional information please visit [www.loomissayles.com](http://www.loomissayles.com).

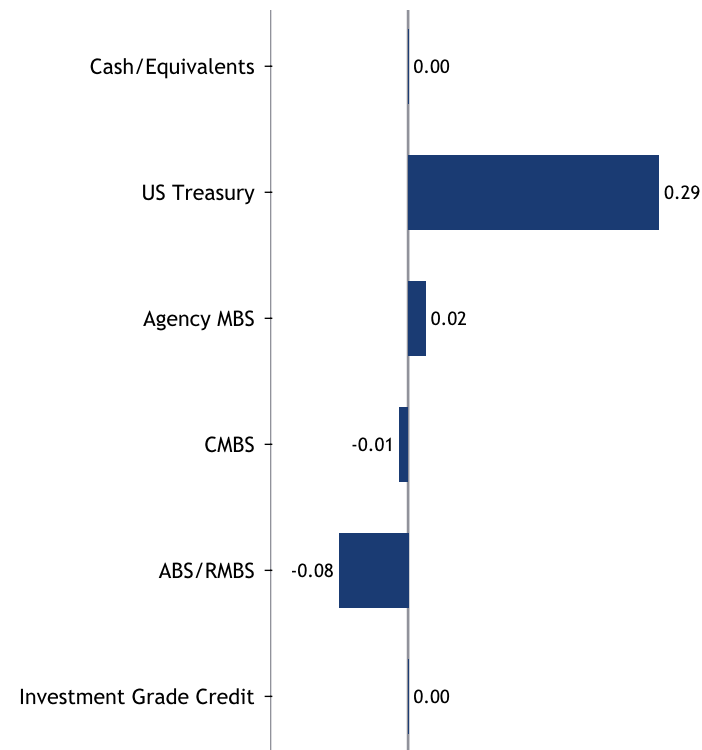
# performance attribution

FUND - 5/31/2024 THROUGH 6/30/2024 (%)

## EXCESS RETURN ATTRIBUTION



## EXCESS RETURN ATTRIBUTION BY SECTOR



Data Source: Loomis Sayles performance attribution system.

The Attribution benchmark is Bloomberg Securitized Index. Figures on bar charts may not add up to total excess return as they exclude impact of trading and pricing differences. Excess Return by sector includes yield curve impact.

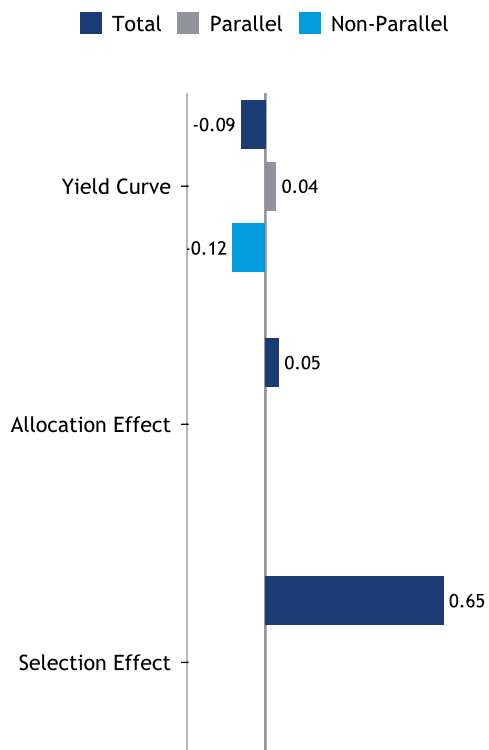
Performance attribution is calculated using Loomis Sayles internal data. Attribution excludes the deduction of fund fees and expenses and may reflect pricing variations. As such, performance attribution calculations may differ from the fund's actual investment results. Holdings, sector allocations and other portfolio characteristics are subject to change.

Past performance is no guarantee of future results.

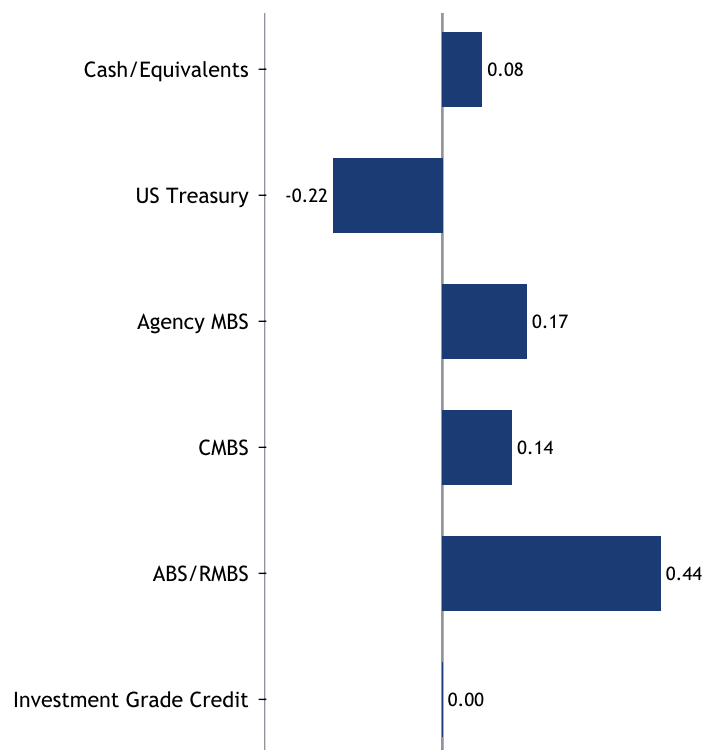
# performance attribution

FUND - 3/31/2024 THROUGH 6/30/2024 (%)

EXCESS RETURN ATTRIBUTION



EXCESS RETURN ATTRIBUTION BY SECTOR



Data Source: Loomis Sayles performance attribution system.

The Attribution benchmark is Bloomberg Securitized Index. Figures on bar charts may not add up to total excess return as they exclude impact of trading and pricing differences. Excess Return by sector includes yield curve impact.

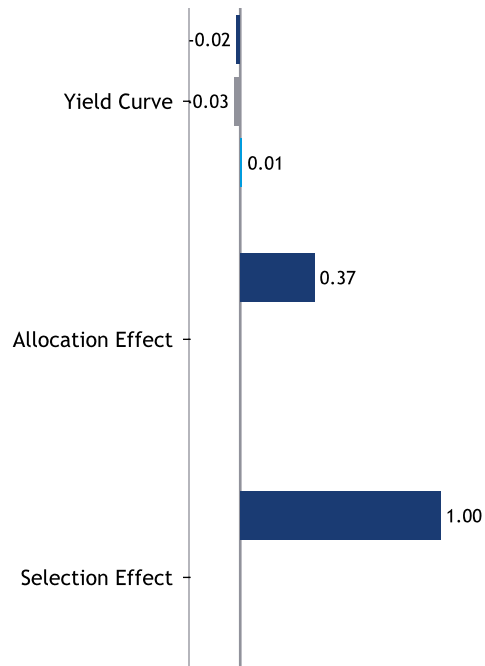
Performance attribution is calculated using Loomis Sayles internal data. Attribution excludes the deduction of fund fees and expenses and may reflect pricing variations. As such, performance attribution calculations may differ from the fund's actual investment results. Holdings, sector allocations and other portfolio characteristics are subject to change.

Past performance is no guarantee of future results.

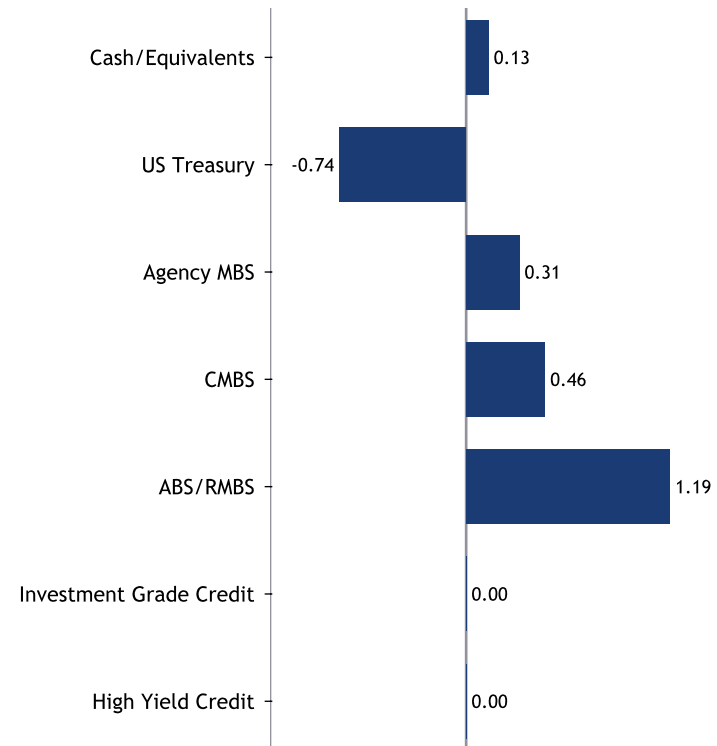
# performance attribution

FUND - 12/31/2023 THROUGH 6/30/2024 (%)

**EXCESS RETURN ATTRIBUTION**  
 ■ Total ■ Parallel ■ Non-Parallel



**EXCESS RETURN ATTRIBUTION BY SECTOR**



Data Source: Loomis Sayles performance attribution system.

The Attribution benchmark is Bloomberg Securitized Index. Figures on bar charts may not add up to total excess return as they exclude impact of trading and pricing differences. Excess Return by sector includes yield curve impact.

Performance attribution is calculated using Loomis Sayles internal data. Attribution excludes the deduction of fund fees and expenses and may reflect pricing variations. As such, performance attribution calculations may differ from the fund's actual investment results. Holdings, sector allocations and other portfolio characteristics are subject to change.

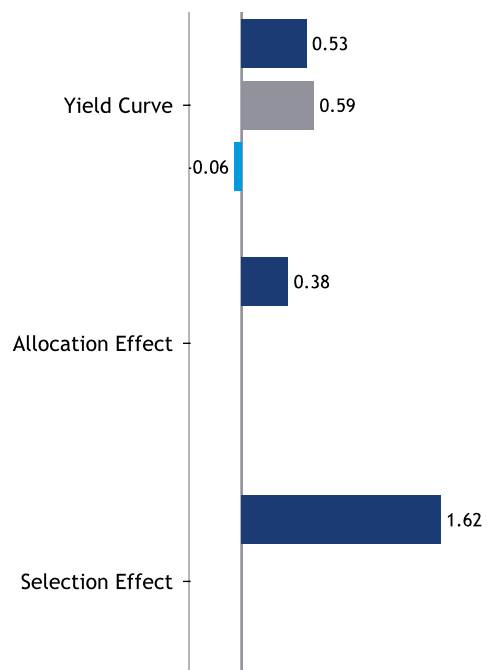
Past performance is no guarantee of future results.

# performance attribution

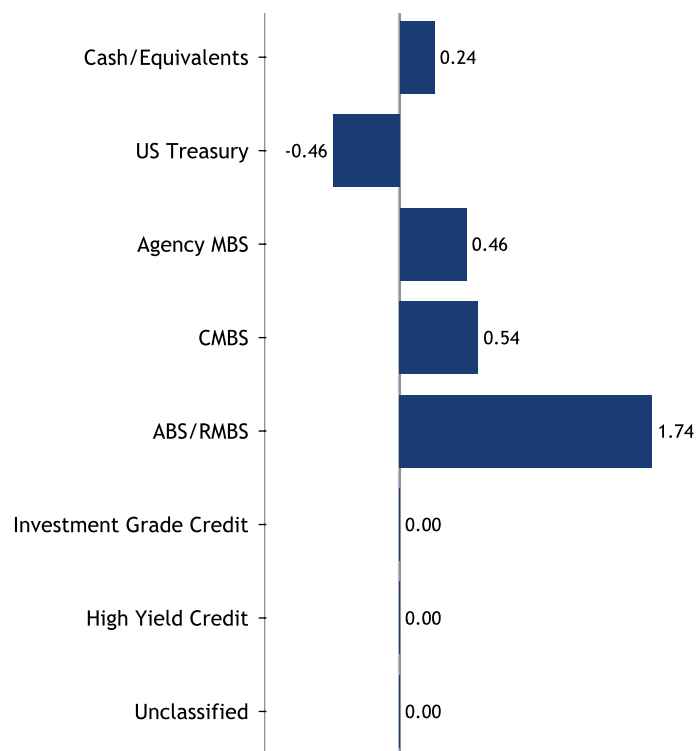
FUND - 6/30/2023 THROUGH 6/30/2024 (%)

EXCESS RETURN ATTRIBUTION

■ Total ■ Parallel ■ Non-Parallel



EXCESS RETURN ATTRIBUTION BY SECTOR



Data Source: Loomis Sayles performance attribution system.

The Attribution benchmark is Bloomberg Securitized Index. Figures on bar charts may not add up to total excess return as they exclude impact of trading and pricing differences. Excess Return by sector includes yield curve impact.

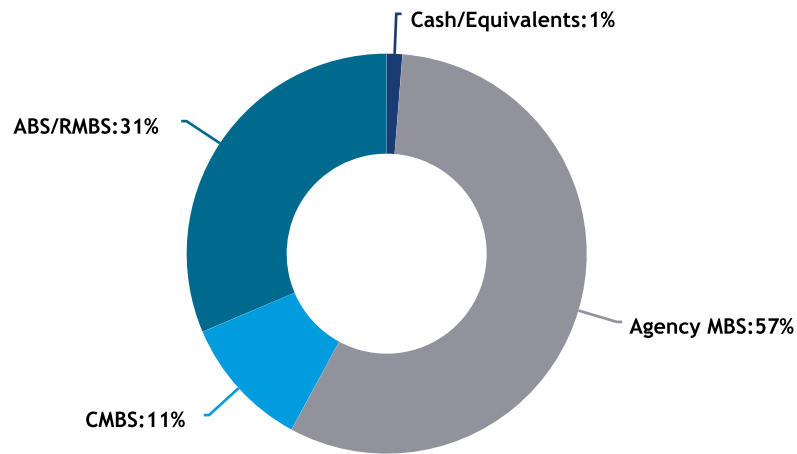
Performance attribution is calculated using Loomis Sayles internal data. Attribution excludes the deduction of fund fees and expenses and may reflect pricing variations. As such, performance attribution calculations may differ from the fund's actual investment results. Holdings, sector allocations and other portfolio characteristics are subject to change.

Past performance is no guarantee of future results.

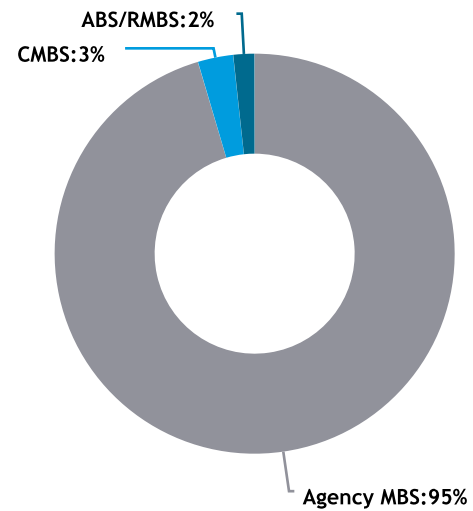
# characteristics

## FUND SECTOR DISTRIBUTION AS OF 6/30/2024 (%)

LS SECURITIZED ASSET FUND



BLOOMBERG SECURITIZED INDEX



Data Source: Loomis Sayles and Bloomberg.

Due to active management, characteristics will evolve over time. Sector values are rounded to the nearest percent, and those with a value of less than 0.5% do not appear in the chart. Due to rounding, pie chart totals may not equal 100%.

Please see Additional Notes at the end of this presentation for further information, including risks, on the LS Securitized Asset Fund.

# fund risks

Fund Name	Below IG Securities	Commodity	Currency	Derivatives	Equity Securities	Fixed Income Securities	Foreign EM Securities	Foreign Securities	Inflation Protected Securities/TIPS	Mortgage-related & Asset Backed Securities	US Gov't. Agency Risk
LOOMIS SAYLES BOND FUND	✓		✓		✓	✓	✓				
LOOMIS SAYLES CORE PLUS BOND FUND	✓		✓			✓	✓		✓	✓	
LOOMIS SAYLES FIXED INCOME FUND	✓		✓		✓	✓	✓				
LOOMIS SAYLES GLOBAL BOND FUND	✓		✓			✓		✓		✓	
LOOMIS SAYLES HIGH INCOME FUND	✓		✓		✓	✓	✓				
LOOMIS SAYLES INFLATION PROTECTED SECURITIES	✓	✓	✓	✓		✓		✓	✓		
LOOMIS SAYLES INSTITUTIONAL HIGH INCOME FUND	✓		✓		✓	✓	✓				
LOOMIS SAYLES INTERMEDIATE DURATION FUND	✓					✓	✓			✓	
LOOMIS SAYLES INVESTMENT GRADE BOND FUND	✓					✓	✓				
LOOMIS SAYLES INVESTMENT GRADE FIXED INCOME FUND	✓		✓		✓	✓	✓				
LOOMIS SAYLES LIMITED TERM GOV'T & AGENCY FUND						✓				✓	✓
LOOMIS SAYLES STRATEGIC INCOME FUND	✓		✓		✓	✓	✓				

The grid above shows the primary risks of investing in each fund, however, additional risks could come relevant at different times. For a full explanation of each specific risk, please see the appendix.



# appendix

## Additional Notes

**Principal Risks: Fixed income bonds** may carry one or more of the following risks: credit, interest rate (as interest rates rise bond prices usually fall), inflation and liquidity. **Below investment-grade fixed income securities** may be subject to greater risks (including the risk of default) than other fixed-income securities. **Mortgage-related and asset-backed securities** are subject to the risks of the mortgages and assets underlying the securities. Other related risks include prepayment risk, which is the risk that the securities may be prepaid, potentially resulting in the reinvestment of the prepaid amounts into securities with lower yields. **Inflation protected securities** move with the rate of inflation and carry the risk that in deflationary conditions (when inflation is negative) the value of the bond may decrease. **US government agency securities** are not insured and may not be guaranteed by the US government. **Derivatives** involve risk of loss and may additional risks. Because derivatives depend on the performance of an underlying asset, they can be highly volatile and are subject to market and credit risks. **Foreign and emerging market securities** may be subject to greater political, economic, environmental, credit, currency and information risks. Foreign securities may be subject to higher volatility than U.S. securities, due to varying degrees of regulation and limited liquidity. Foreign securities may involve heightened risk due to currency fluctuations. These risks are magnified in emerging markets. **Foreign securities** may involve heightened risk due to currency fluctuations. Additionally, they may be subject to greater political, economic, environmental, credit and information risks. Foreign securities may be subject to higher volatility than U.S. securities, due to varying degrees of regulation and limited liquidity. **Currency** exchange rates between the U.S. dollar and foreign currencies may cause the value of the fund's investments to decline. **Commodity-related** investments, including derivatives, may be affected by a number of factors including commodity prices, world events, import controls and economic conditions, and therefore may involve substantial risk of loss. **Equity securities** are volatile and can decline significantly in response to broad market and economic conditions.

**Before investing, consider the fund's investment objectives, risks, charges, and expenses. Please visit [loomissayles.com](http://loomissayles.com) or call us at 800-225-5478 for a prospectus or a summary prospectus, if available, containing this and other information. Read it carefully.**

Natixis Distribution, LLC (fund distributor, member FINRA |SIPC) and Loomis, Sayles & Company, L.P. are affiliated.

Loomis Sayles believes the information contained in this report is reliable but we do not guarantee its accuracy. Additional information on fund holdings, fund attribution and fund transactions are available to all investors upon request.

**Past performance is not a guarantee of future results.**

MALR031196  
LSSAFPA01  
Exp. 10/31/2024  
3027228.7.11