

# LS Bond Fund

---

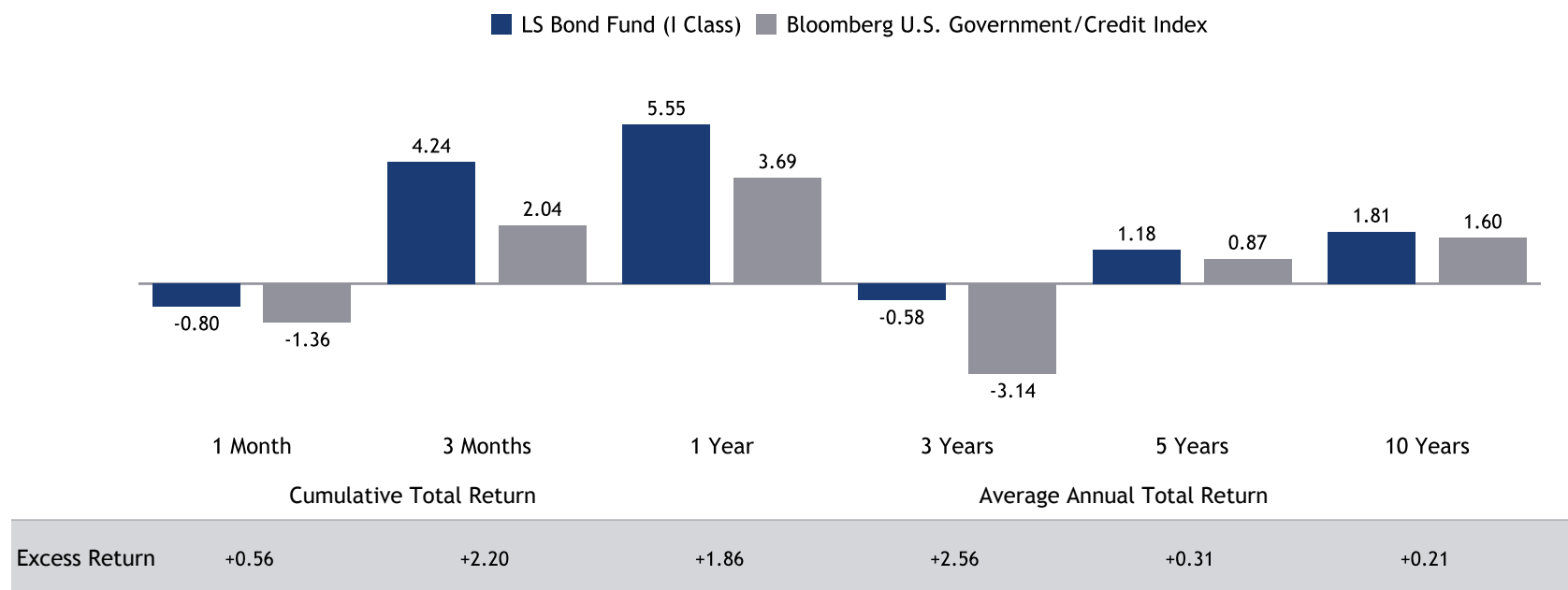
FEBRUARY 29, 2024



THINK BROADLY.  
ACT DECISIVELY.

# performance

## FUND (I CLASS) AS OF 2/29/2024 (%)



Before investing, consider the fund's investment objectives, risks, charges, and expenses. Please visit [www.loomissayles.com](http://www.loomissayles.com) or call 800-633-3330 for a prospectus and a summary prospectus, if available, containing this and other information.

Performance data shown represents past performance and is no guarantee of, and not necessarily indicative of, future results. Total return and value will vary, and you may have a gain or loss when shares are sold. Current performance may be lower or higher than quoted. For most recent month-end performance, visit [loomissayles.com](http://loomissayles.com).

Gross expense ratio 0.68% (Class I). Net expense ratio 0.66%. As of the most recent prospectus, the investment advisor has contractually agreed to waive fees and/or reimburse expenses once the expense cap of the fund has been exceeded. This arrangement is set to expire on 4/30/2025. When an expense cap has not been exceeded, the fund may have similar ratios and/or yields.

Returns for periods of up through one year are not annualized. Returns for periods of greater than one year are annualized. Information is reported on a trade date basis.

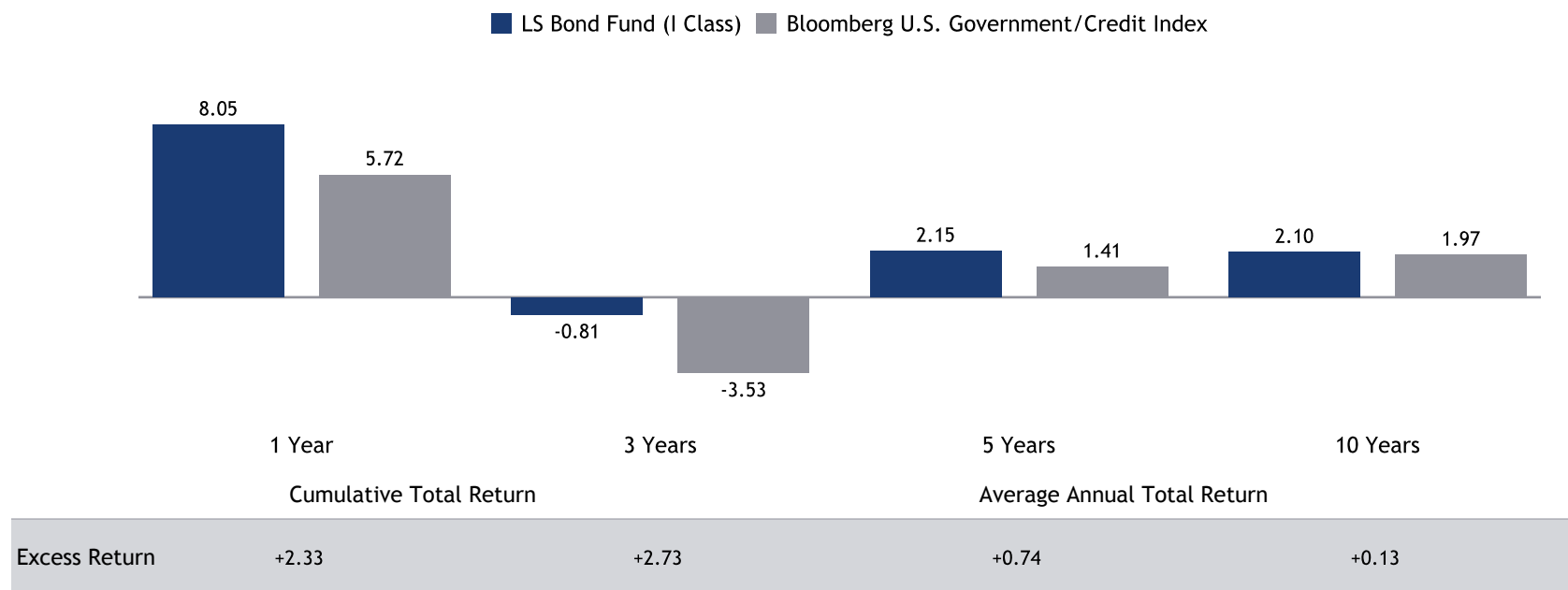
Data Source: Bloomberg. The benchmark is Bloomberg U.S. Government/Credit Index.

Bloomberg U.S. Government/Credit Bond Index is a component of the U.S. Aggregate Index and includes securities in the Government and Credit Indices. Bloomberg Government Index includes treasuries (i.e., public obligations of the U.S. Treasury that have remaining maturities of more than one year) and agencies (i.e., publicly issued debt of U.S. Government agencies, quasi-federal corporations, and corporate or foreign debt guaranteed by the U.S. Government). Bloomberg Credit Index includes publicly issued U.S. corporate and foreign debentures and secured notes that meet specified maturity, liquidity, and quality requirements.

Indices are unmanaged. It is not possible to invest directly in an index.

# performance

## FUND (I CLASS) AS OF 12/31/2023 (%)



Before investing, consider the fund's investment objectives, risks, charges, and expenses. Please visit [www.loomissayles.com](http://www.loomissayles.com) or call 800-633-3330 for a prospectus and a summary prospectus, if available, containing this and other information.

Performance data shown represents past performance and is no guarantee of, and not necessarily indicative of, future results. Total return and value will vary, and you may have a gain or loss when shares are sold. Current performance may be lower or higher than quoted. For most recent month-end performance, visit [loomissayles.com](http://loomissayles.com).

Gross expense ratio 0.68% (Class I). Net expense ratio 0.66%. As of the most recent prospectus, the investment advisor has contractually agreed to waive fees and/or reimburse expenses once the expense cap of the fund has been exceeded. This arrangement is set to expire on 4/30/2025. When an expense cap has not been exceeded, the fund may have similar ratios and/or yields.

Returns for periods of up through one year are not annualized. Returns for periods of greater than one year are annualized. Information is reported on a trade date basis.

Data Source: Bloomberg. The benchmark is Bloomberg U.S. Government/Credit Index.

Bloomberg U.S. Government/Credit Bond Index is a component of the U.S. Aggregate Index and includes securities in the Government and Credit Indices. Bloomberg Government Index includes treasuries (i.e., public obligations of the U.S. Treasury that have remaining maturities of more than one year) and agencies (i.e., publicly issued debt of U.S. Government agencies, quasi-federal corporations, and corporate or foreign debt guaranteed by the U.S. Government). Bloomberg Credit Index includes publicly issued U.S. corporate and foreign debentures and secured notes that meet specified maturity, liquidity, and quality requirements.

Indices are unmanaged. It is not possible to invest directly in an index.

# characteristics

AS OF 2/29/2024

	LS Bond Fund	Bloomberg U.S. Government/Credit Index
Average Maturity (years)	7.36	8.69
Average Effective Duration (years)	6.66	6.22
Average Modified Duration (years)	6.87	6.23
Average Yield (%)	6.78	4.83
Current Yield (%) - Market	5.21	3.47
Current Yield (%) - Book	5.12	-
Average Coupon (%)	4.57	3.14
Number of Issues	628	9364
Market Value	4,511,146,668	18,920,053,335
Average Convexity	0.67	0.82
Average Yield to Maturity (%)	6.80	4.84
Average Option Adjusted Spread (bps)	202.77	36.29
30 Day SEC Yield - Subsidized (%)	5.90	-
30 Day SEC Yield - Unsubsidized (%)	5.82	-

Link to Performance: [Performance](#)

Link to Prospectus: [Prospectus](#)

*This data is supplemental to, and is to be accompanied or preceded by, the Prospectus. It is not to be copied or redistributed.*

**Before investing, consider the fund's investment objectives, risks, charges, and expenses. Please visit [www.loomissayles.com](http://www.loomissayles.com) or call 800-633-3330 for a prospectus and a summary prospectus, if available, containing this and other information.**

**Performance data shown represents past performance and is no guarantee of, and not necessarily indicative of, future results. Total return and value will vary, and you may have a gain or loss when shares are sold. Current performance may be lower or higher than quoted. For most recent month-end performance, visit [loomissayles.com](http://loomissayles.com).**

**Please see performance page for further performance-related details on this fund.**

*The 30-day SEC yield is a standardized calculation, calculated by dividing the net investment income per share for the 30-day period by the maximum offering price per share at the end of the period and annualizing the result. Treasury Inflation-Protected Securities (TIPS) are designed to provide protection against inflation through monthly adjustments to the principal value of TIPS, which increases with inflation and decreases with deflation as measured by the Consumer Price Index. Monthly principal adjustments for inflation (increases and decreases) are excluded from the 30-day SEC yield calculation. Such adjustments can vary substantially from one month to the next, and if they were included, may materially impact the 30-day SEC yield either higher or lower. A subsidized 30-day SEC yield reflects the effect of fee waivers and expense reimbursements. The SEC yield is not based upon distributions of the fund and actual income distributions may be higher or lower than the 30-day SEC yield amounts. During periods of unusual market conditions and/or activity in the sales or redemptions of fund shares, the fund's 30-day SEC yield amounts may be materially higher or lower than its actual income distributions. Unsubsidized 30-day SEC yield is calculated using the gross expenses of the fund. Gross expenses do not include any fee waivers or reimbursements.*

*This material has been distributed for informational use only and should not be considered as investment advice or a recommendation of any particular security, strategy, or investment product.*

*Portfolio characteristics are from the adviser's internal system and may not match the fund's regulatory documents. Due to rounding, Sector, Currency, Country, Quality, Duration, and Maturity totals may not equal 100%.*

**Natixis Distribution, LLC (fund distributor, member FINRA / SIPC) and Loomis, Sayles & Company, L.P. are affiliated.**

# characteristics - definitions

Average Maturity (years)	Maturity is the date on which the life of a transaction or financial instrument ends, after which either it must be renewed or it will cease to exist.
Average Effective Duration (years)	Effective duration calculates the expected price decline for a bond when interest rates rise by 1%. All else equal, the longer the maturity of a bond, the larger its effective duration. However, the value of the effective duration will always be lower than the maturity of the bond. Effective duration is a duration calculation for bonds that have embedded options. This measure of duration takes into account the fact that expected cash flows will fluctuate as interest rates change.
Average Modified Duration (years)	Modified duration is a formula that expresses the measurable change in the value of a security in response to a change in interest rates. Modified duration follows the concept that interest rates and bond prices move in opposite directions. This formula is used to determine the effect that a 100-basis-point (1%) change in interest rates will have on the price of a bond.
Average Yield (%)	Yield to worst (YTW). The YTW is the lowest potential yield that can be received on a bond without the issuer actually defaulting. The YTW is calculated by making worst-case scenario assumptions on the issue by calculating the return that would be received if the issuer uses provisions, including prepayments, calls, or sinking funds. This metric is used to evaluate the worst-case scenario for yield to help investors manage risks and ensure that specific income requirements will still be met even in the worst scenarios.
Current Yield (%)	Current yield is an investment's annual income (interest or dividends) divided by the current price of the security. This measure looks at the current price of a bond instead of its face value. Current yield represents the return an investor would expect if the owner purchased the bond and held it for a year, but current yield is not the actual return an investor receives if he holds a bond until maturity.
Average Coupon (%)	A coupon rate is the yield paid by a fixed-income security; a fixed-income security's coupon rate is simply the annual coupon payments paid by the issuer relative to the bond's face or par value. The coupon rate is the yield the bond paid on its issue date.
Number of Issues	Issue is the process of offering securities as an attempt to raise funds. Companies may issue bonds or shares to investors as a method of financing the business. The term "issue" also refers to a series of stocks or bonds that have been offered to the public and typically relates to the set of instruments that were released under one offering.
Market Value	The price an asset would fetch in the marketplace if sold.
Average Convexity	Convexity is a measure of the curvature in the relationship between bond prices and bond yields that demonstrates how the duration of a bond changes as the interest rate changes.
Average Yield to Maturity (%)	Yield to maturity (YTM) is the total return anticipated on a bond if the bond is held until the end of its lifetime. YTM is considered a long-term bond yield but is expressed as an annual rate. In other words, it is the internal rate of return of an investment in a bond if the investor holds the bond until maturity and if all payments are made as scheduled.
Average Option Adjusted Spread (bps)	The option-adjusted spread (OAS) is the measurement of the spread of a fixed-income security rate and the risk-free rate of return, which is adjusted to take into account an embedded option. Typically, an analyst uses the Treasury securities yield for the risk-free rate. The spread is added to the fixed-income security price to make the risk-free bond price the same as the bond.



# sector

AS OF 2/29/2024

	LS Bond Fund	Bloomberg U.S. Government/Credit Index	Relative Weight	Acct Duration	Acct Contribution to Duration	Bench Duration	Bench Contribution to Duration
Bank Loans	1.29	0.00	1.29	0.10	0.00	0.00	0.00
Cash/Equivalents	1.13	0.00	1.13	0.08	0.00	0.00	0.00
Convertibles	6.25	0.00	6.25	2.90	0.18	0.00	0.00
Emerging Market Credit	7.37	1.87	5.49	5.75	0.42	7.95	0.15
Equity	2.04	0.00	2.04	0.00	0.00	0.00	0.00
Hedge	0.31	0.00	0.31	0.00	0.00	0.00	0.00
High Yield Credit	15.12	0.00	15.11	3.83	0.58	1.28	0.00
Investment Grade Credit	33.73	37.56	-3.83	6.62	2.23	6.56	2.47
Municipals	0.00	0.83	-0.83	0.00	0.00	9.32	0.08
Non-US Dollar	3.99	0.00	3.99	4.25	0.18	0.00	0.00
Other	0.00	1.29	-1.29	0.00	0.00	3.12	0.04
Preferred	0.28	0.00	0.28	2.71	0.01	0.00	0.00
Securitized	18.73	0.00	18.73	2.42	0.45	0.00	0.00
US Treasury	9.76	58.45	-48.68	2.95	2.60	5.97	3.49

*This data is supplemental to, and is to be accompanied or preceded by, the Prospectus. It is not to be copied or redistributed.*

**Before investing, consider the fund's investment objectives, risks, charges, and expenses. Please visit [www.loomissayles.com](http://www.loomissayles.com) or call 800-633-3330 for a prospectus and a summary prospectus, if available, containing this and other information.**

*Cash & Equivalents are excluded from the maturity presented. Accordingly, the total may not equal 100%. Cash & Equivalents may include unsettled trades, fees, and/or derivatives. Cash & Equivalents includes US Treasury Bills except for industry classifications.*

*Account duration represents the duration assigned to the portfolio of bonds that make up a specific characteristic, i.e., a sector, country, or quality band, within an account.*

*Benchmark duration represents the duration assigned to the portfolio of bonds that make up a specific characteristic, i.e., a sector, country, or quality band, within a benchmark.*

*Portfolio characteristics are from the adviser's internal system and may not match the fund's regulatory documents. Due to rounding, Sector, Currency, Country, Quality, Duration, and Maturity totals may not equal 100%.*

**Natixis Distribution, LLC (fund distributor, member FINRA / SIPC) and Loomis, Sayles & Company, L.P. are affiliated.**

# industry

AS OF 2/29/2024

	LS Bond Fund	Bloomberg U.S. Government/Credit Index	Relative Weight	Acct Duration	Acct Contribution to Duration	Bench Duration	Bench Contribution to Duration
ABS Other	3.25	0.00	3.25	2.84	0.09	0.00	0.00
Aerospace/Defense	0.60	0.72	-0.12	5.42	0.03	7.70	0.06
Agency CMBS	0.03	0.00	0.03	2.13	0.00	0.00	0.00
Airlines	0.62	0.09	0.53	1.20	0.01	3.35	0.00
Apartment Reits	0.00	0.16	-0.16	0.00	0.00	5.71	0.01
Automotive	1.15	0.86	0.30	5.50	0.06	4.20	0.04
Banking	5.96	8.17	-2.21	5.86	0.35	4.63	0.38
Bond Futures	0.00	0.00	0.00	2.70	1.97	0.00	0.00
Brokerage Asset Managers	0.13	0.50	-0.37	8.26	0.01	5.95	0.03
Building Materials	1.51	0.12	1.39	4.23	0.06	6.45	0.01
CLO	3.86	0.00	3.86	0.16	0.01	0.00	0.00
Cable Satellite	7.35	0.62	6.73	5.52	0.41	9.12	0.06
Car Loan	3.19	0.00	3.19	1.79	0.06	0.00	0.00
Cash	0.64	0.00	0.64	0.00	0.00	0.00	0.00
Chemicals	0.71	0.46	0.25	6.97	0.05	7.71	0.04
Construction Machinery	0.26	0.28	-0.02	6.30	0.02	4.56	0.01
Consumer Cyclical	1.31	0.10	1.21	2.83	0.04	5.61	0.01
Consumer Products	0.04	0.36	-0.33	0.00	0.00	6.30	0.02
Conventional 30 Yr	0.00	0.00	0.00	2.80	0.00	0.00	0.00
Credit Card	0.09	0.00	0.09	1.42	0.00	0.00	0.00
Diversified Manufacturing	0.29	0.56	-0.27	6.70	0.02	6.74	0.04
Electric	1.13	2.78	-1.65	5.01	0.06	8.50	0.24
Environmental	0.00	0.11	-0.11	0.00	0.00	6.75	0.01
Finance Companies	6.49	0.42	6.06	3.95	0.26	3.52	0.01

*This data is supplemental to, and is to be accompanied or preceded by, the Prospectus. It is not to be copied or redistributed.*

**Before investing, consider the fund's investment objectives, risks, charges, and expenses. Please visit [www.loomissayles.com](http://www.loomissayles.com) or call 800-633-3330 for a prospectus and a summary prospectus, if available, containing this and other information.**

*Cash & Equivalents are excluded from the maturity presented. Accordingly, the total may not equal 100%. Cash & Equivalents may include unsettled trades, fees, and/or derivatives. Cash & Equivalents includes US Treasury Bills except for industry classifications.*

*Account duration represents the duration assigned to the portfolio of bonds that make up a specific characteristic, i.e., a sector, country, or quality band, within an account.*

*Benchmark duration represents the duration assigned to the portfolio of bonds that make up a specific characteristic, i.e., a sector, country, or quality band, within a benchmark.*

*Portfolio characteristics are from the adviser's internal system and may not match the fund's regulatory documents. Due to rounding, Sector, Currency, Country, Quality, Duration, and Maturity totals may not equal 100%.*

**Natixis Distribution, LLC (fund distributor, member FINRA/SIPC) and Loomis, Sayles & Company, L.P. are affiliated.**

# industry

AS OF 2/29/2024 (Contd.)

	LS Bond Fund	Bloomberg U.S. Government/Credit Index	Relative Weight	Acct Duration	Acct Contribution to Duration	Bench Duration	Bench Contribution to Duration
Financial Other	0.91	0.01	0.90	3.18	0.03	4.94	0.00
Food And Beverage	0.54	1.21	-0.66	4.99	0.03	7.81	0.09
Gaming	0.52	0.09	0.43	3.96	0.02	4.16	0.00
Government Guarantee	0.00	0.73	-0.73	0.00	0.00	3.19	0.02
Government Sponsored	0.00	0.61	-0.61	0.00	0.00	2.56	0.02
Health Insurance	1.11	0.54	0.57	5.09	0.06	8.55	0.05
Healthcare	1.83	1.42	0.41	5.86	0.11	8.19	0.12
Healthcare Reits	0.00	0.14	-0.14	0.00	0.00	4.66	0.01
Home Construction	0.31	0.05	0.26	7.51	0.02	4.29	0.00
Home Equity	4.07	0.00	4.07	2.50	0.10	0.00	0.00
Independent	3.28	0.40	2.87	5.59	0.18	7.21	0.03
Industrial Other	0.12	0.16	-0.04	5.75	0.01	12.98	0.02
Integrated	0.01	0.56	-0.54	0.00	0.00	7.90	0.04
Leisure	2.09	0.00	2.09	2.36	0.05	0.00	0.00
Life	3.73	0.39	3.34	7.65	0.29	7.40	0.03
Local Authorities	1.98	1.14	0.84	6.53	0.13	7.82	0.09
Lodging	1.05	0.06	0.98	4.19	0.04	3.98	0.00
Media Entertainment	1.87	0.66	1.21	4.18	0.08	7.81	0.05
Metals And Mining	3.98	0.34	3.64	5.34	0.21	7.84	0.03
Midstream	1.26	1.26	0.00	6.15	0.08	7.17	0.09
Natural Gas	0.06	0.23	-0.17	6.92	0.00	8.23	0.02
Non Agency CMBS	1.66	0.00	1.66	1.75	0.03	0.00	0.00
Office Reits	0.05	0.13	-0.08	2.58	0.00	6.01	0.01
Oil Field Services	0.18	0.10	0.08	0.00	0.00	7.97	0.01

*This data is supplemental to, and is to be accompanied or preceded by, the Prospectus. It is not to be copied or redistributed.*

**Before investing, consider the fund's investment objectives, risks, charges, and expenses. Please visit [www.loomissayles.com](http://www.loomissayles.com) or call 800-633-3330 for a prospectus and a summary prospectus, if available, containing this and other information.**

*Cash & Equivalents are excluded from the maturity presented. Accordingly, the total may not equal 100%. Cash & Equivalents may include unsettled trades, fees, and/or derivatives. Cash & Equivalents includes US Treasury Bills except for industry classifications.*

*Account duration represents the duration assigned to the portfolio of bonds that make up a specific characteristic, i.e., a sector, country, or quality band, within an account.*

*Benchmark duration represents the duration assigned to the portfolio of bonds that make up a specific characteristic, i.e., a sector, country, or quality band, within a benchmark.*

*Portfolio characteristics are from the adviser's internal system and may not match the fund's regulatory documents. Due to rounding, Sector, Currency, Country, Quality, Duration, and Maturity totals may not equal 100%.*

**Natixis Distribution, LLC (fund distributor, member FINRA/SIPC) and Loomis, Sayles & Company, L.P. are affiliated.**



# industry

AS OF 2/29/2024 (Contd.)

	LS Bond Fund	Bloomberg U.S. Government/Credit Index	Relative Weight	Acct Duration	Acct Contribution to Duration	Bench Duration	Bench Contribution to Duration
Other Reits	0.28	0.22	0.06	3.81	0.01	5.63	0.01
Owned No Guarantee	0.63	1.01	-0.38	5.54	0.03	3.91	0.04
P&C	0.45	0.61	-0.16	5.19	0.02	8.72	0.05
Packaging	0.02	0.06	-0.04	0.00	0.00	4.72	0.00
Paper	0.00	0.12	-0.12	0.00	0.00	6.32	0.01
Pharmaceuticals	3.51	1.78	1.73	4.24	0.15	8.35	0.15
Railroads	0.02	0.48	-0.45	0.00	0.00	10.86	0.05
Refining	0.00	0.13	-0.13	0.00	0.00	7.21	0.01
Restaurants	0.14	0.19	-0.05	0.10	0.00	7.74	0.01
Retail Reits	0.00	0.29	-0.29	0.00	0.00	5.75	0.02
Retailers	1.11	1.19	-0.08	4.28	0.05	7.53	0.09
Sovereign	1.74	1.36	0.38	9.15	0.16	8.50	0.12
Student Loan	0.53	0.00	0.53	5.77	0.03	0.00	0.00
Supermarkets	0.00	0.05	-0.05	0.00	0.00	8.43	0.00
Supranational	0.00	1.96	-1.96	0.00	0.00	3.45	0.07
Technology	6.53	3.24	3.29	5.61	0.37	7.30	0.24
Tobacco	0.00	0.41	-0.41	0.00	0.00	7.17	0.03
Transportation Services	0.08	0.18	-0.10	3.60	0.00	8.25	0.01
Treasuries	13.85	58.45	-44.60	5.61	0.78	5.97	3.49
Utility Other	0.00	0.06	-0.06	0.00	0.00	8.96	0.01
Whole Business	0.41	0.00	0.41	4.27	0.02	0.00	0.00
Wireless	1.41	0.72	0.68	4.99	0.07	7.02	0.05
Wirelines	0.08	0.93	-0.86	3.89	0.00	9.09	0.08
NA	0.00	0.00	0.00	0.00	0.00	0.00	0.00

*This data is supplemental to, and is to be accompanied or preceded by, the Prospectus. It is not to be copied or redistributed.*

**Before investing, consider the fund's investment objectives, risks, charges, and expenses. Please visit [www.loomissayles.com](http://www.loomissayles.com) or call 800-633-3330 for a prospectus and a summary prospectus, if available, containing this and other information.**

*Cash & Equivalents are excluded from the maturity presented. Accordingly, the total may not equal 100%. Cash & Equivalents may include unsettled trades, fees, and/or derivatives. Cash & Equivalents includes US Treasury Bills except for industry classifications.*

*Account duration represents the duration assigned to the portfolio of bonds that make up a specific characteristic, i.e., a sector, country, or quality band, within an account.*

*Benchmark duration represents the duration assigned to the portfolio of bonds that make up a specific characteristic, i.e., a sector, country, or quality band, within a benchmark.*

*Portfolio characteristics are from the adviser's internal system and may not match the fund's regulatory documents. Due to rounding, Sector, Currency, Country, Quality, Duration, and Maturity totals may not equal 100%.*

**Natixis Distribution, LLC (fund distributor, member FINRA/SIPC) and Loomis, Sayles & Company, L.P. are affiliated.**

# quality

AS OF 2/29/2024

	LS Bond Fund	Bloomberg U.S. Government/Credit Index	Relative Weight	Acct Duration	Acct Contribution to Duration	Bench Duration	Bench Contribution to Duration
Cash & Equivalents	1.13	0.00	1.13	0.08	0.00	0.00	0.00
US Treasuries	9.76	58.45	-48.68	2.95	2.60	5.97	3.49
AAA	2.58	4.67	-2.10	2.69	0.07	4.54	0.21
AA	3.49	6.24	-2.75	3.08	0.11	6.72	0.42
A	7.70	15.94	-8.24	6.14	0.47	6.96	1.11
BAA	38.60	14.70	23.90	5.62	2.17	6.74	0.99
BA	16.77	0.00	16.76	4.22	0.71	1.28	0.00
B	5.88	0.00	5.88	3.72	0.22	0.00	0.00
CAA & Below	3.95	0.00	3.95	2.80	0.11	0.00	0.00
NR	10.15	0.00	10.15	2.00	0.20	0.00	0.00

*This data is supplemental to, and is to be accompanied or preceded by, the Prospectus. It is not to be copied or redistributed.*

**Before investing, consider the fund's investment objectives, risks, charges, and expenses. Please visit [www.loomissayles.com](http://www.loomissayles.com) or call 800-633-3330 for a prospectus and a summary prospectus, if available, containing this and other information.**

*Cash & Equivalents are excluded from the maturity presented. Accordingly, the total may not equal 100%. Cash & Equivalents may include unsettled trades, fees, and/or derivatives. Cash & Equivalents includes US Treasury Bills except for industry classifications.*

*Credit Quality is ranked highest to lowest. Credit quality reflects the highest credit rating assigned to individual holdings of the fund among Moody's, S&P, and Fitch; ratings are subject to change. The fund's shares are not rated by any rating agency and no credit rating for fund shares is implied.*

*Account duration represents the duration assigned to the portfolio of bonds that make up a specific characteristic, i.e., a sector, country, or quality band, within an account.*

*Benchmark duration represents the duration assigned to the portfolio of bonds that make up a specific characteristic, i.e., a sector, country, or quality band, within a benchmark.*

*Portfolio characteristics are from the adviser's internal system and may not match the fund's regulatory documents. Due to rounding, Sector, Currency, Country, Quality, Duration, and Maturity totals may not equal 100%.*

**Natixis Distribution, LLC (fund distributor, member FINRA / SIPC) and Loomis, Sayles & Company, L.P. are affiliated.**

# country of risk

AS OF 2/29/2024

	LS Bond Fund	Bloomberg U.S. Government/Credit Index	Relative Weight	Acct Duration	Acct Contribution to Duration	Bench Duration	Bench Contribution to Duration
Australia	2.92	0.32	2.60	5.68	0.17	4.90	0.02
Austria	0.00	0.06	-0.06	0.00	0.00	2.24	0.00
Belgium	0.00	0.25	-0.25	0.00	0.00	10.12	0.03
Bermuda	0.00	0.01	-0.01	0.00	0.00	5.90	0.00
Brazil	1.08	0.07	1.01	4.64	0.05	6.18	0.00
Canada	0.34	1.57	-1.23	0.04	0.00	5.23	0.08
Cayman Islands	3.58	0.00	3.58	0.46	0.02	0.00	0.00
Chile	0.44	0.14	0.30	8.76	0.04	9.15	0.01
China	0.21	0.19	0.03	0.12	0.00	6.82	0.01
Colombia	0.28	0.00	0.28	7.04	0.02	0.00	0.00
Dominican Republic	0.10	0.00	0.10	6.59	0.01	0.00	0.00
Eurozone	0.00	0.00	0.00	0.00	0.00	0.00	0.00
Finland	0.00	0.01	-0.01	0.00	0.00	5.05	0.00
France	1.06	0.08	0.98	6.85	0.07	8.33	0.01
Germany	0.74	0.54	0.20	5.33	0.04	3.53	0.02
Hong Kong	0.00	0.01	-0.01	0.00	0.00	6.21	0.00
Hungary	0.00	0.01	-0.01	0.00	0.00	9.81	0.00
Indonesia	0.22	0.14	0.08	4.17	0.01	9.47	0.01
Ireland	0.59	0.13	0.47	6.43	0.04	4.34	0.01
Israel	2.13	0.06	2.07	6.18	0.13	9.43	0.01
Italy	0.71	0.06	0.66	5.66	0.04	7.52	0.00
Japan	0.15	0.90	-0.75	3.75	0.01	4.11	0.04
Luxembourg	0.48	0.02	0.46	10.20	0.05	5.80	0.00
Macau	0.00	0.04	-0.04	0.00	0.00	3.17	0.00

*This data is supplemental to, and is to be accompanied or preceded by, the Prospectus. It is not to be copied or redistributed.*

**Before investing, consider the fund's investment objectives, risks, charges, and expenses. Please visit [www.loomissayles.com](http://www.loomissayles.com) or call 800-633-3330 for a prospectus and a summary prospectus, if available, containing this and other information.**

*Account duration represents the duration assigned to the portfolio of bonds that make up a specific characteristic, i.e., a sector, country, or quality band, within an account.*

*Benchmark duration represents the duration assigned to the portfolio of bonds that make up a specific characteristic, i.e., a sector, country, or quality band, within a benchmark.*

*Portfolio characteristics are from the adviser's internal system and may not match the fund's regulatory documents. Due to rounding, Sector, Currency, Country, Quality, Duration, and Maturity totals may not equal 100%.*

**Natixis Distribution, LLC (fund distributor, member FINRA/SIPC) and Loomis, Sayles & Company, L.P. are affiliated.**

# country of risk

AS OF 2/29/2024 (Contd.)

	LS Bond Fund	Bloomberg U.S. Government/Credit Index	Relative Weight	Acct Duration	Acct Contribution to Duration	Bench Duration	Bench Contribution to Duration
Malaysia	0.15	0.00	0.15	5.88	0.01	0.00	0.00
Mexico	2.33	0.45	1.88	5.29	0.12	9.11	0.04
Netherlands	0.00	0.28	-0.28	0.00	0.00	6.89	0.02
New Zealand	0.51	0.00	0.51	7.53	0.04	0.00	0.00
Nigeria	0.15	0.00	0.15	2.38	0.00	0.00	0.00
Norway	1.12	0.06	1.06	3.70	0.04	7.76	0.00
Panama	0.00	0.12	-0.12	0.00	0.00	8.11	0.01
Paraguay	0.05	0.00	0.05	8.10	0.00	0.00	0.00
Peru	0.02	0.10	-0.09	1.61	0.00	9.31	0.01
Philippines	0.05	0.18	-0.13	14.25	0.01	7.89	0.01
Poland	0.22	0.05	0.17	13.98	0.03	7.33	0.00
Qatar	0.13	0.00	0.13	13.42	0.02	0.00	0.00
Romania	0.50	0.00	0.50	6.96	0.03	0.00	0.00
Singapore	0.00	0.00	0.00	0.00	0.00	2.04	0.00
South Africa	0.49	0.00	0.49	6.43	0.03	0.00	0.00
South Korea	0.00	0.18	-0.18	0.00	0.00	3.97	0.01
Spain	0.15	0.22	-0.07	6.78	0.01	4.97	0.01
Supra National	0.00	1.96	-1.96	0.00	0.00	3.45	0.07
Sweden	0.00	0.07	-0.07	0.00	0.00	2.70	0.00
Switzerland	0.56	0.16	0.40	6.62	0.04	5.07	0.01
Taiwan	0.00	0.04	-0.04	0.00	0.00	8.17	0.00
United Kingdom	1.76	1.45	0.31	4.43	0.08	5.23	0.08
United States	75.66	89.98	-14.33	3.40	5.49	6.32	5.68
Uruguay	0.00	0.07	-0.07	0.00	0.00	9.83	0.01

*This data is supplemental to, and is to be accompanied or preceded by, the Prospectus. It is not to be copied or redistributed.*

**Before investing, consider the fund's investment objectives, risks, charges, and expenses. Please visit [www.loomissayles.com](http://www.loomissayles.com) or call 800-633-3330 for a prospectus and a summary prospectus, if available, containing this and other information.**

*Account duration represents the duration assigned to the portfolio of bonds that make up a specific characteristic, i.e., a sector, country, or quality band, within an account.*

*Benchmark duration represents the duration assigned to the portfolio of bonds that make up a specific characteristic, i.e., a sector, country, or quality band, within a benchmark.*

*Portfolio characteristics are from the adviser's internal system and may not match the fund's regulatory documents. Due to rounding, Sector, Currency, Country, Quality, Duration, and Maturity totals may not equal 100%.*

**Natixis Distribution, LLC (fund distributor, member FINRA/SIPC) and Loomis, Sayles & Company, L.P. are affiliated.**

# country of risk

AS OF 2/29/2024 (Contd.)

	LS Bond Fund	Bloomberg U.S. Government/Credit Index	Relative Weight	Acct Duration	Acct Contribution to Duration	Bench Duration	Bench Contribution to Duration
Uzbekistan	0.09	0.00	0.09	3.73	0.00	0.00	0.00
Zambia	1.02	0.00	1.02	1.71	0.02	0.00	0.00

*This data is supplemental to, and is to be accompanied or preceded by, the Prospectus. It is not to be copied or redistributed.*

**Before investing, consider the fund's investment objectives, risks, charges, and expenses. Please visit [www.loomissayles.com](http://www.loomissayles.com) or call 800-633-3330 for a prospectus and a summary prospectus, if available, containing this and other information.**

*Account duration represents the duration assigned to the portfolio of bonds that make up a specific characteristic, i.e., a sector, country, or quality band, within an account.*

*Benchmark duration represents the duration assigned to the portfolio of bonds that make up a specific characteristic, i.e., a sector, country, or quality band, within a benchmark.*

*Portfolio characteristics are from the adviser's internal system and may not match the fund's regulatory documents. Due to rounding, Sector, Currency, Country, Quality, Duration, and Maturity totals may not equal 100%.*

**Natixis Distribution, LLC (fund distributor, member FINRA/SIPC) and Loomis, Sayles & Company, L.P. are affiliated.**

# currency - exposure

AS OF 2/29/2024

	LS Bond Fund	Bloomberg U.S. Government/Credit Index	Relative Weight	Acct Duration	Acct Contribution to Duration	Bench Duration	Bench Contribution to Duration
Australian Dollar	0.51	0.00	0.51	3.93	0.02	0.00	0.00
Brazilian Real	0.72	0.00	0.72	3.52	0.03	0.00	0.00
British Pound Sterling	0.51	0.00	0.51	0.90	0.00	0.00	0.00
Euro	0.07	0.00	0.07	4.85	0.02	0.00	0.00
Indonesian Rupiah	0.22	0.00	0.22	4.17	0.01	0.00	0.00
Mexican Peso	0.49	0.00	0.49	6.21	0.03	0.00	0.00
New Zealand Dollar	0.51	0.00	0.51	7.53	0.04	0.00	0.00
Norwegian Krone	0.50	0.00	0.50	0.99	0.00	0.00	0.00
Singapore Dollar	0.00	0.00	0.00	0.00	0.00	0.00	0.00
South African Rand	0.49	0.00	0.49	6.43	0.03	0.00	0.00
US Dollar	95.98	100.00	-4.02	3.53	6.48	6.22	6.22

*This data is supplemental to, and is to be accompanied or preceded by, the Prospectus. It is not to be copied or redistributed.*

**Before investing, consider the fund's investment objectives, risks, charges, and expenses. Please visit [www.loomissayles.com](http://www.loomissayles.com) or call 800-633-3330 for a prospectus and a summary prospectus, if available, containing this and other information.**

*Account duration represents the duration assigned to the portfolio of bonds that make up a specific characteristic, i.e., a sector, country, or quality band, within an account.*

*Benchmark duration represents the duration assigned to the portfolio of bonds that make up a specific characteristic, i.e., a sector, country, or quality band, within a benchmark.*

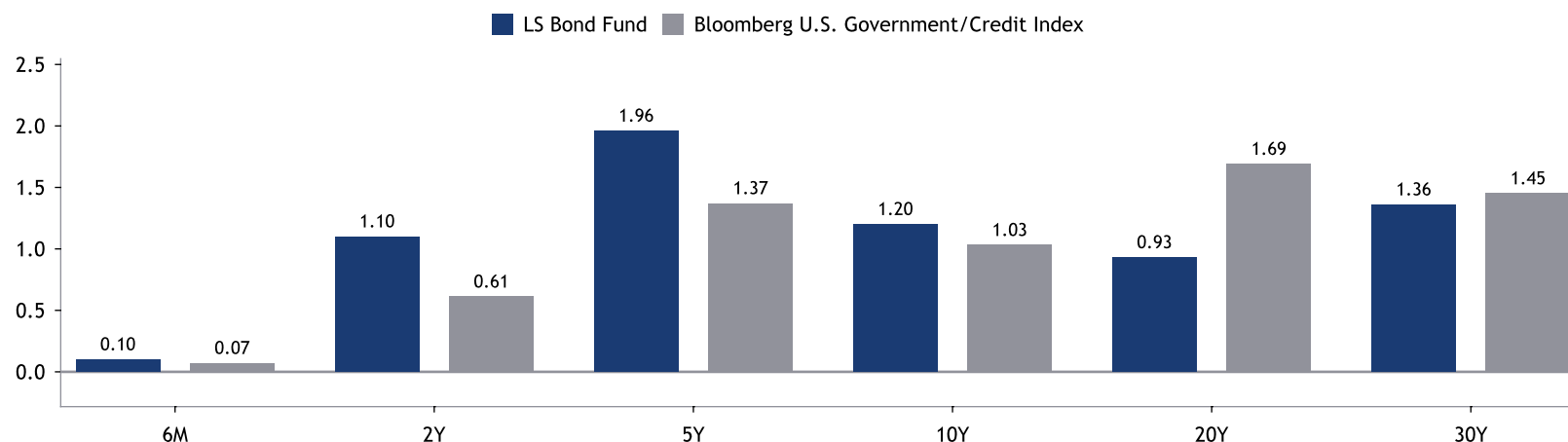
*Portfolio characteristics are from the adviser's internal system and may not match the fund's regulatory documents. Due to rounding, Sector, Currency, Country, Quality, Duration, and Maturity totals may not equal 100%.*

**Natixis Distribution, LLC (fund distributor, member FINRA/SIPC) and Loomis, Sayles & Company, L.P. are affiliated.**



# key rate duration

AS OF 2/29/2024



*This data is supplemental to, and is to be accompanied or preceded by, the Prospectus. It is not to be copied or redistributed.*

**Before investing, consider the fund's investment objectives, risks, charges, and expenses. Please visit [www.loomissayles.com](http://www.loomissayles.com) or call 800-633-3330 for a prospectus and a summary prospectus, if available, containing this and other information.**

*Key rate duration measures the duration of a security or portfolio at a specific maturity point along the entirety of the yield curve.*

*Portfolio characteristics are from the adviser's internal system and may not match the fund's regulatory documents. Due to rounding, Sector, Currency, Country, Quality, Duration, and Maturity totals may not equal 100%.*

**Natixis Distribution, LLC (fund distributor, member FINRA/SIPC) and Loomis, Sayles & Company, L.P. are affiliated.**

# duration

AS OF 2/29/2024

	LS Bond Fund	Bloomberg U.S. Government/Credit Index	Relative Weight	Acct Duration	Acct Contribution to Duration	Bench Duration	Bench Contribution to Duration
Cash & Equivalents	1.13	0.00	1.13	0.08	0.00	0.00	0.00
<1	-35.14	2.43	-37.57	0.03	0.02	0.92	0.02
1-2	42.65	16.91	25.74	1.78	0.76	1.50	0.25
2-3	13.46	13.26	0.20	2.48	0.33	2.48	0.33
3-4	10.10	12.62	-2.52	3.58	0.36	3.52	0.44
4-5	16.68	10.25	6.43	4.22	0.70	4.43	0.45
5-6	19.02	6.89	12.13	5.71	1.09	5.46	0.38
6-7	13.66	6.70	6.96	6.60	0.90	6.55	0.44
7-8	-2.19	6.78	-8.97	7.57	-0.21	7.38	0.50
8-9	3.70	0.97	2.73	8.25	0.31	8.55	0.08
9-10	0.28	1.11	-0.83	9.25	0.03	9.47	0.10
10-11	0.82	0.88	-0.06	10.40	0.09	10.50	0.09
11-12	1.63	1.79	-0.16	11.17	0.18	11.52	0.21
12-13	0.76	2.66	-1.90	12.49	0.09	12.59	0.33
13-14	5.21	4.61	0.60	13.28	0.69	13.53	0.62
14-15	0.75	3.45	-2.70	14.20	0.11	14.37	0.50
15-16	0.13	2.52	-2.40	15.03	0.02	15.55	0.39
16-17	7.36	3.15	4.21	16.19	1.19	16.39	0.52
17-18	0.00	1.23	-1.23	0.00	0.00	17.50	0.22
18-19	0.00	1.19	-1.19	0.00	0.00	18.61	0.22
19-20	0.00	0.59	-0.59	0.00	0.00	19.55	0.12

*This data is supplemental to, and is to be accompanied or preceded by, the Prospectus. It is not to be copied or redistributed.*

**Before investing, consider the fund's investment objectives, risks, charges, and expenses. Please visit [www.loomissayles.com](http://www.loomissayles.com) or call 800-633-3330 for a prospectus and a summary prospectus, if available, containing this and other information.**

*Cash & Equivalents are excluded from the maturity presented. Accordingly, the total may not equal 100%. Cash & Equivalents may include unsettled trades, fees, and/or derivatives. Cash & Equivalents includes US Treasury Bills except for industry classifications.*

*Account duration represents the duration assigned to the portfolio of bonds that make up a specific characteristic, i.e., a sector, country, or quality band, within an account.*

*Benchmark duration represents the duration assigned to the portfolio of bonds that make up a specific characteristic, i.e., a sector, country, or quality band, within a benchmark.*

*Portfolio characteristics are from the adviser's internal system and may not match the fund's regulatory documents. Due to rounding, Sector, Currency, Country, Quality, Duration, and Maturity totals may not equal 100%.*

**Natixis Distribution, LLC (fund distributor, member FINRA / SIPC) and Loomis, Sayles & Company, L.P. are affiliated.**

# maturity

AS OF 2/29/2024

	LS Bond Fund	Bloomberg U.S. Government/Credit Index	Relative Weight	Acct Duration	Acct Contribution to Duration	Bench Duration	Bench Contribution to Duration
Cash & Equivalents	1.13	0.00	1.13	0.08	0.00	0.00	0.00
<1	4.00	1.64	2.36	0.26	0.01	0.92	0.02
1-2	11.37	16.36	-4.99	1.27	0.14	1.44	0.24
2-3	12.25	12.56	-0.31	1.17	0.87	2.35	0.30
3-4	5.48	10.11	-4.62	2.68	0.15	3.27	0.33
4-5	10.62	11.18	-0.55	2.48	0.68	4.08	0.46
5-6	7.16	5.52	1.64	3.85	0.28	4.89	0.27
6-7	10.84	6.71	4.12	3.56	0.99	5.76	0.39
7-8	7.38	3.63	3.75	6.31	0.47	6.71	0.24
8-9	5.26	4.14	1.12	6.54	0.34	6.99	0.29
9-10	9.99	3.70	6.29	4.89	-0.12	7.41	0.27
10-11	1.80	0.31	1.49	7.35	0.13	7.76	0.02
11-12	0.74	0.47	0.27	8.37	0.06	8.41	0.04
12-13	2.17	0.45	1.72	7.12	0.15	8.83	0.04
13-14	0.33	0.63	-0.30	8.68	0.03	9.37	0.06
14-15	0.27	0.56	-0.29	3.01	0.01	9.80	0.06
15-16	1.13	0.70	0.43	6.30	0.26	10.62	0.07
16-17	0.48	1.71	-1.23	10.21	0.05	12.53	0.21
17-18	0.00	1.74	-1.74	0.00	0.00	13.13	0.23
18-19	4.30	1.62	2.68	13.14	0.56	12.85	0.21
19-20	0.00	1.57	-1.57	0.00	0.00	12.92	0.20
20-21	0.02	0.95	-0.93	11.40	0.00	13.52	0.13
21-22	0.05	1.06	-1.01	14.25	0.01	13.51	0.14
22-23	0.41	0.99	-0.57	12.47	0.05	14.40	0.14

*This data is supplemental to, and is to be accompanied or preceded by, the Prospectus. It is not to be copied or redistributed.*

**Before investing, consider the fund's investment objectives, risks, charges, and expenses. Please visit [www.loomissayles.com](http://www.loomissayles.com) or call 800-633-3330 for a prospectus and a summary prospectus, if available, containing this and other information.**

*Cash & Equivalents are excluded from the maturity presented. Accordingly, the total may not equal 100%. Cash & Equivalents may include unsettled trades, fees, and/or derivatives. Cash & Equivalents includes US Treasury Bills except for industry classifications.*

*Account duration represents the duration assigned to the portfolio of bonds that make up a specific characteristic, i.e., a sector, country, or quality band, within an account.*

*Benchmark duration represents the duration assigned to the portfolio of bonds that make up a specific characteristic, i.e., a sector, country, or quality band, within a benchmark.*

*Portfolio characteristics are from the adviser's internal system and may not match the fund's regulatory documents. Due to rounding, Sector, Currency, Country, Quality, Duration, and Maturity totals may not equal 100%.*

**Natixis Distribution, LLC (fund distributor, member FINRA/SIPC) and Loomis, Sayles & Company, L.P. are affiliated.**

# maturity

AS OF 2/29/2024 (Contd.)

	LS Bond Fund	Bloomberg U.S. Government/Credit Index	Relative Weight	Acct Duration	Acct Contribution to Duration	Bench Duration	Bench Contribution to Duration
23-24	0.11	1.11	-1.01	12.59	0.01	14.68	0.16
24-25	0.28	1.46	-1.18	12.15	0.03	14.82	0.22
25-26	0.41	1.40	-0.99	12.92	0.05	15.75	0.22
26-27	0.00	1.74	-1.74	0.00	0.00	17.01	0.30
27-28	0.34	1.58	-1.24	13.47	0.05	17.23	0.27
28-29	0.00	1.88	-1.88	0.00	0.00	15.81	0.30
29-30	0.30	1.47	-1.18	8.21	1.23	15.63	0.23
30+	1.37	1.07	0.30	11.65	0.16	16.04	0.17
NA	0.00	0.00	0.00	0.00	0.00	0.00	0.00

*This data is supplemental to, and is to be accompanied or preceded by, the Prospectus. It is not to be copied or redistributed.*

**Before investing, consider the fund's investment objectives, risks, charges, and expenses. Please visit [www.loomissayles.com](http://www.loomissayles.com) or call 800-633-3330 for a prospectus and a summary prospectus, if available, containing this and other information.**

*Cash & Equivalents are excluded from the maturity presented. Accordingly, the total may not equal 100%. Cash & Equivalents may include unsettled trades, fees, and/or derivatives. Cash & Equivalents includes US Treasury Bills except for industry classifications.*

*Account duration represents the duration assigned to the portfolio of bonds that make up a specific characteristic, i.e., a sector, country, or quality band, within an account.*

*Benchmark duration represents the duration assigned to the portfolio of bonds that make up a specific characteristic, i.e., a sector, country, or quality band, within a benchmark.*

*Portfolio characteristics are from the adviser's internal system and may not match the fund's regulatory documents. Due to rounding, Sector, Currency, Country, Quality, Duration, and Maturity totals may not equal 100%.*

**Natixis Distribution, LLC (fund distributor, member FINRA/SIPC) and Loomis, Sayles & Company, L.P. are affiliated.**

# coupon

AS OF 2/29/2024

	LS Bond Fund	Bloomberg U.S. Government/Credit Index	Relative Weight	Acct Duration	Acct Contribution to Duration	Bench Duration	Bench Contribution to Duration
Cash & Equivalents	1.13	0.00	1.13	0.08	0.00	0.00	0.00
<1	1.67	9.64	-7.97	2.68	2.00	2.79	0.27
1-2	4.58	15.19	-10.60	2.06	0.09	5.72	0.87
2-3	9.67	18.27	-8.60	3.84	0.37	6.57	1.20
3-4	18.80	21.36	-2.56	7.27	1.37	7.23	1.54
4-5	17.19	22.68	-5.49	3.59	0.62	6.44	1.46
5-6	15.10	8.31	6.79	5.82	0.88	6.84	0.57
6-7	13.60	3.33	10.28	5.61	0.76	7.08	0.24
7-8	7.79	0.90	6.89	3.77	0.29	6.00	0.05
8-9	5.47	0.24	5.23	2.17	0.12	6.22	0.01
9-10	0.61	0.07	0.54	2.68	0.02	5.09	0.00
10-11	2.14	0.01	2.12	6.47	0.14	2.78	0.00
11+	0.21	0.00	0.21	0.01	0.00	1.92	0.00
NA	2.04	0.00	2.04	0.00	0.00	0.00	0.00

*This data is supplemental to, and is to be accompanied or preceded by, the Prospectus. It is not to be copied or redistributed.*

**Before investing, consider the fund's investment objectives, risks, charges, and expenses. Please visit [www.loomissayles.com](http://www.loomissayles.com) or call 800-633-3330 for a prospectus and a summary prospectus, if available, containing this and other information.**

*Cash & Equivalents are excluded from the maturity presented. Accordingly, the total may not equal 100%. Cash & Equivalents may include unsettled trades, fees, and/or derivatives. Cash & Equivalents includes US Treasury Bills except for industry classifications. Securities with a null coupon have no coupon payment.*

*Account duration represents the duration assigned to the portfolio of bonds that make up a specific characteristic, i.e., a sector, country, or quality band, within an account.*

*Benchmark duration represents the duration assigned to the portfolio of bonds that make up a specific characteristic, i.e., a sector, country, or quality band, within a benchmark.*

*Portfolio characteristics are from the adviser's internal system and may not match the fund's regulatory documents. Due to rounding, Sector, Currency, Country, Quality, Duration, and Maturity totals may not equal 100%.*

**Natixis Distribution, LLC (fund distributor, member FINRA/SIPC) and Loomis, Sayles & Company, L.P. are affiliated.**

# top issuers

AS OF 2/29/2024

Issuer	Market Value (%)
U S Treasury	10.26
DISH Network Corp	3.38
Charter Communications Inc	2.78
Glencore PLC	2.41
Teva Pharmaceutical Industries Ltd	1.89
Rocket Mortgage LLC	1.87
Virginia Tob Settlement	1.65
Nlv Financial Corp	1.42
Mutual Of Omaha Ins Co	1.36
Micron Technology Inc	1.36

*This data is supplemental to, and is to be accompanied or preceded by, the Prospectus. It is not to be copied or redistributed.*

**Before investing, consider the fund's investment objectives, risks, charges, and expenses. Please visit [www.loomissayles.com](http://www.loomissayles.com) or call 800-633-3330 for a prospectus and a summary prospectus, if available, containing this and other information.**

**Performance data shown represents past performance and is no guarantee of, and not necessarily indicative of, future results. Total return and value will vary, and you may have a gain or loss when shares are sold. Current performance may be lower or higher than quoted. For most recent month-end performance, visit [loomissayles.com](http://loomissayles.com).**

*Top 10 holdings and issuers are subject to change without notice and may not be representative of current or future allocations. Upon request, a complete list of holdings and issuers for the past 12 months is available.*

**Natixis Distribution, LLC (fund distributor, member FINRA/SIPC) and Loomis, Sayles & Company, L.P. are affiliated.**



# Is bond fund

## RISK DISCLOSURES

Fixed-income securities/bonds may carry one or more of the following risks: credit, interest rate (as interest rates rise bond prices usually fall), inflation, and liquidity.

Below-investment-grade, fixed-income securities/bonds may be subject to greater risks (including the risk of default) than other fixed-income securities.

Foreign and emerging market securities may be subject to greater political, economic, environmental, credit, currency, and information risks. Foreign securities may be subject to higher volatility than U.S. securities due to varying degrees of regulation and limited liquidity. These risks are magnified in emerging markets.

Currency exchange rates between the U.S. dollar and foreign currencies may cause the value of the fund's investments to decline.

Equity securities/stocks are volatile and can decline significantly in response to broad market and economic conditions.